


Parts Catalog

Mazda MX-5 MIATA
U.S.A.
(97)



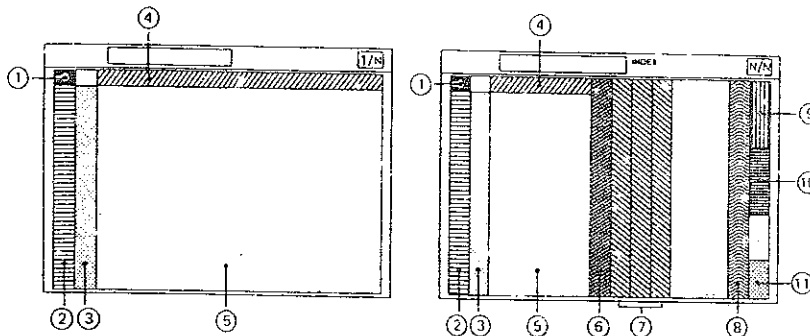
NA35-70001-60000

Jul.'98 (FINAL)
Catalog No. AU-NA06-03

MAZDA
© 1998 Mazda Motor Corporation

LAYOUT OF CONTENTS / DISPOSITION TYPOGRAPHIQUE DE CONTENU / DISPOSICION DEL CONTENIDO / ANORDNUNG DES INHALTS

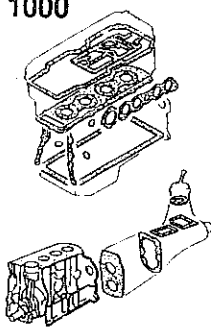
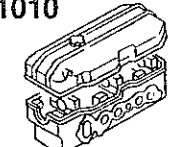
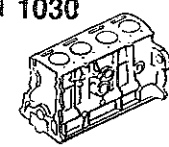
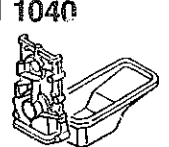

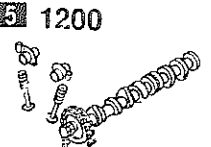

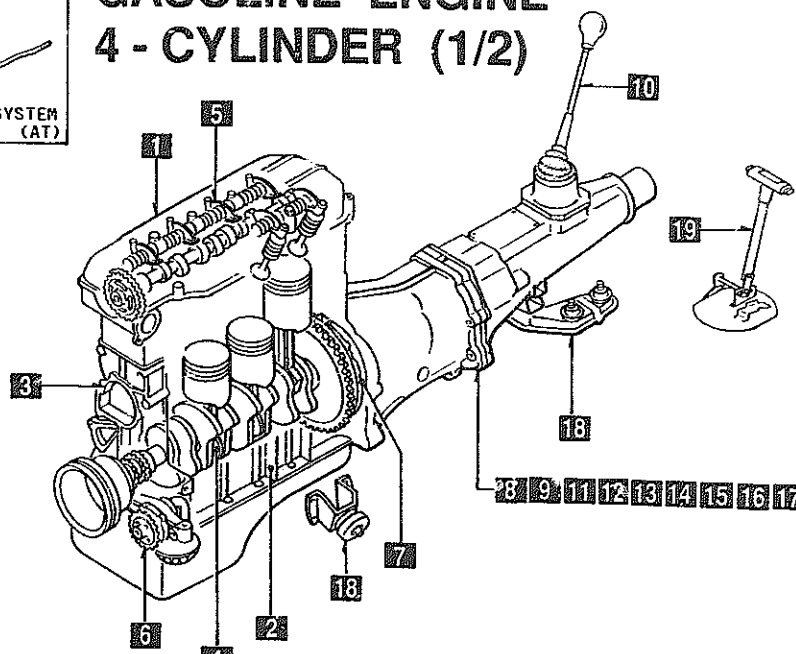
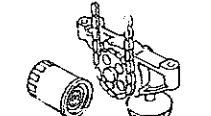

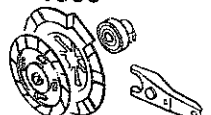

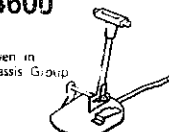
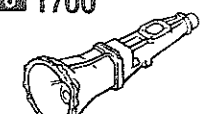
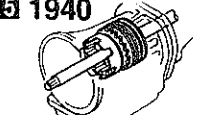
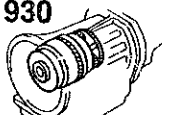

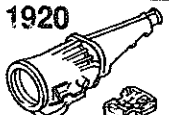

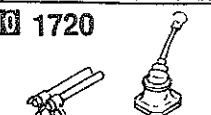
- The following is a typical example of the layout of contents on Mazda microfiche parts catalog
- Voici un exemple typique de la disposition typographique de contenu dans les microfiches de catalogue des pièces de Mazda.
- El siguiente es un ejemplo típico de la disposición del contenido en una microficha del catálogo de repuestos de Mazda.
- Folgendes ist ein typisches Beispiel der Inhaltsanordnung des Mazda-Mikrofiche-Teilekatalogs.



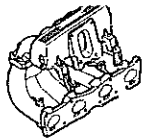
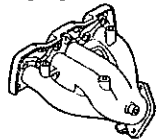
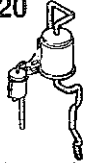
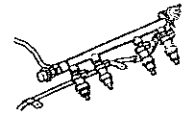
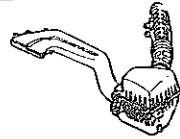
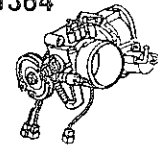
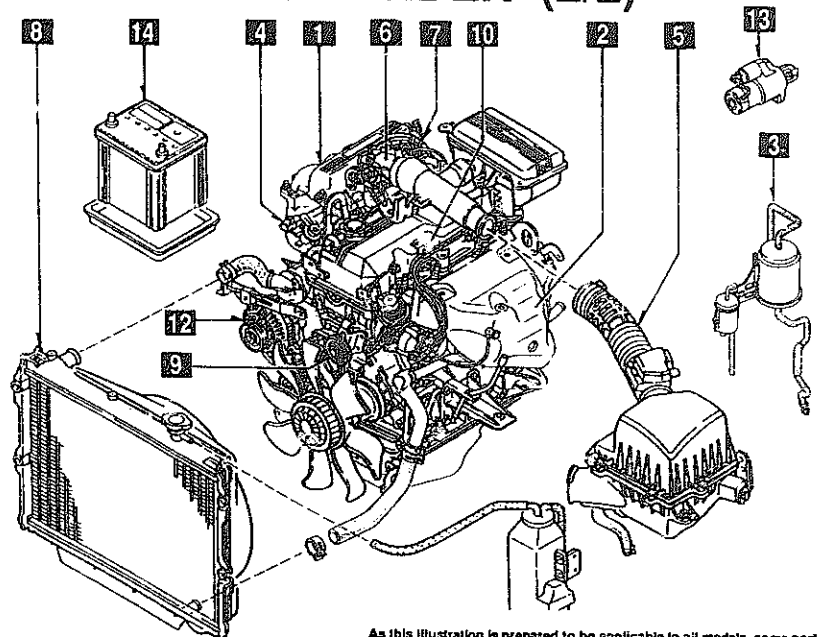

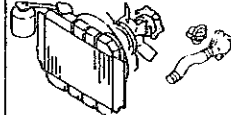
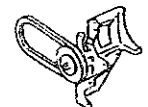
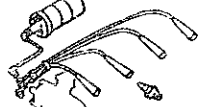
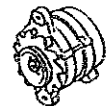
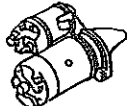
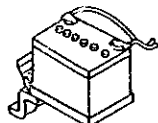
Remark : The items listed under ④ have been deleted from each fiche since Dec. '93

- | | | |
|---|---|---|
| ① • Layout of contents
• Disposition Typographique de Contenu
• Disposición del contenido
• Anordnung des Inhalts | ② • Pictorial Index
• Index par Schémas
• Índice Gráfico
• Illustrierter Index | ④ • Master Section No. Index
• Index des Numéros des Sections Totale
• Índice del Número de la Sección Maestra
• Hauptabschnittsnummer-Index |
| ④ • Section No. Index for the Columns
• Index des Numéros des Sections pour les Colonnes
• N° de la Sección para el Índice
• Abschnittsnummer-Index für die Spalte | ⑤ • Illustration & Text
• Illustrations et Texte
• Ilustración y Texto
• Abbildung und Text | ⑥ • Part No. Index
• Index des Numéros des Pièces
• Índice del N° de Pieza
• Teile-Nr. Index |
| ⑦ • Alphabetical Index
• Index Alphabétique
• Índice Alfabético
• Alphabetischer Index | ⑧ • Model Identification
• Identification des Modèles
• Identificación del Modelo
• Modell-Kennzeichnung | ⑨ • Vehicle Identification System
• Système d'Identification de Véhicule
• Sistema de Identificación de Vehículo
• Fahrzeug-Identifikations-system |

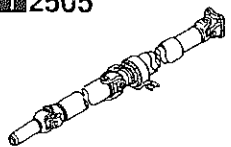
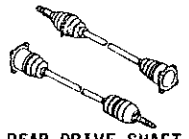



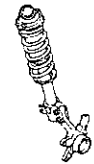
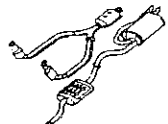
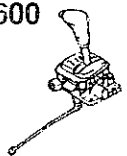
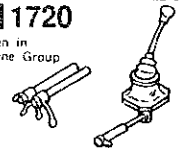
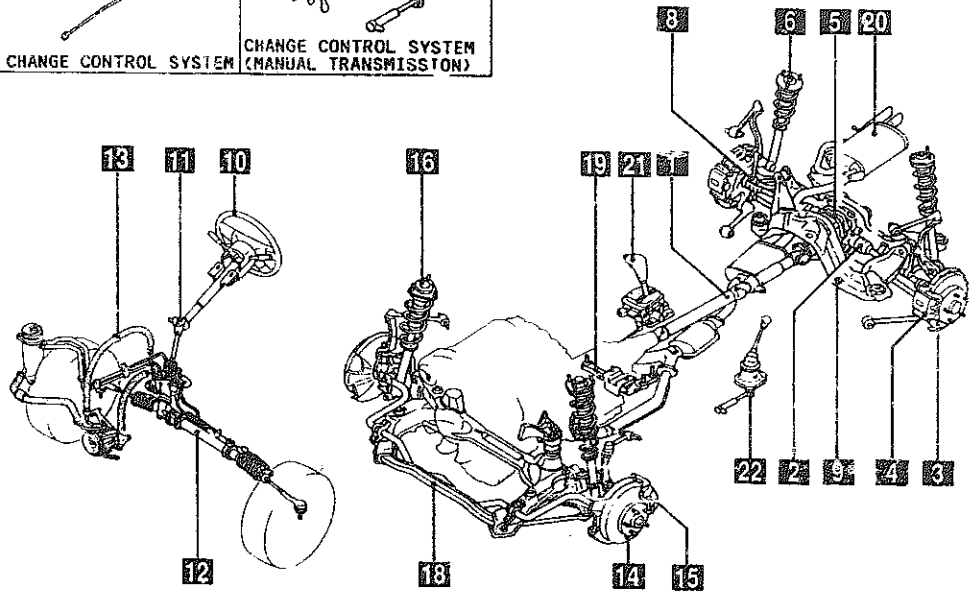

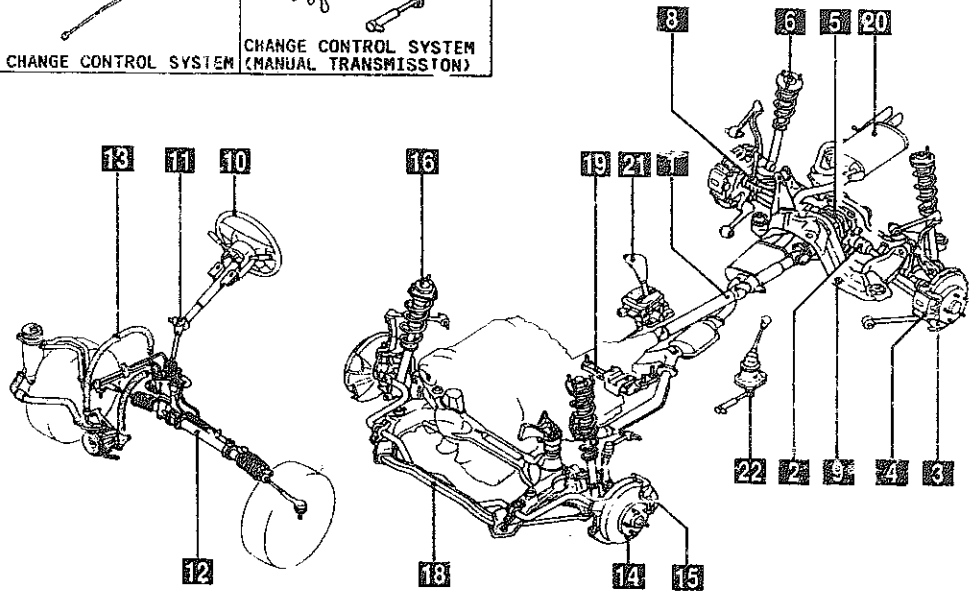
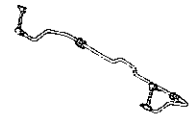
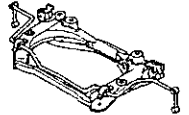


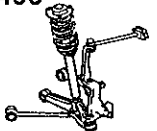

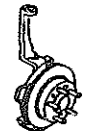
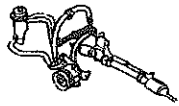

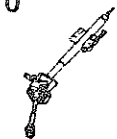
PICTORIAL INDEX

<p>1000</p>  <p style="text-align: center;">ENGINE & GASKET SETS</p>	<p>1010</p>  <p style="text-align: center;">CYLINDER HEAD & COVER</p>	<p>1030</p>  <p style="text-align: center;">CYLINDER BLOCK</p>	<p>1040</p>  <p style="text-align: center;">OIL PAN & TIMING COVER</p>	<p>1100</p>  <p style="text-align: center;">PISTON, CRANKSHAFT & FLYWHEEL</p>	<p>1200</p>  <p style="text-align: center;">VALVE SYSTEM</p>	
<p>13 3900</p> <p style="text-align: center;"><small>Given in Chassis Group</small></p>  <p style="text-align: center;">ENGINE & T/MISSION MOUNTINGS</p>	<p style="font-size: 24pt; font-weight: bold;">GASOLINE ENGINE 4 - CYLINDER (1/2)</p> 				<p>1400</p>  <p style="text-align: center;">OIL PUMP & FILTER</p>	
<p>17 1960</p>  <p style="text-align: center;">GASKET & SEAL KIT (AUTOMATIC)</p>	<p style="font-size: 8pt;">As this illustration is prepared to be applicable to all models, some parts are different in specifications from parts listed in this parts Catalog.</p>				<p>1600</p>  <p style="text-align: center;">CLUTCH DISC & COVER (MANUAL)</p>	
<p>15 1950</p>  <p style="text-align: center;">MANUAL LINKAGE SYSTEM (AUTOMATIC)</p>	<p>19 4600</p> <p style="text-align: center;"><small>Given in Chassis Group</small></p>  <p style="text-align: center;">CHANGE CONTROL SYSTEM (AT)</p>					<p>1700</p>  <p style="text-align: center;">TRANSMISSION CASE (MANUAL)</p>
<p>15 1940</p>  <p style="text-align: center;">GOVERNOR, LOW & REVERSE PISTON (AUTOMATIC)</p>	<p>14 1930</p>  <p style="text-align: center;">CLUTCHES & PLANETARY GEARS (AUTOMATIC)</p>	<p>13 1925</p>  <p style="text-align: center;">CONTROL VALVE (AUTOMATIC)</p>	<p>12 1920</p>  <p style="text-align: center;">TRANSMISSION CASE & MAIN CONTROL SYSTEM (AUTOMATIC)</p>	<p>11 1910</p>  <p style="text-align: center;">TORQUE CONVERTER, OIL PUMP & PIPINGS (AUTOMATIC)</p>	<p>10 1720</p>  <p style="text-align: center;">CHANGE CONTROL SYSTEM (MANUAL)</p>	

PICTORIAL INDEX

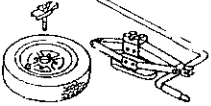

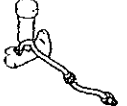

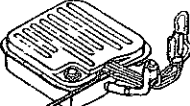
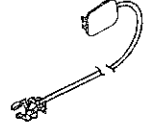
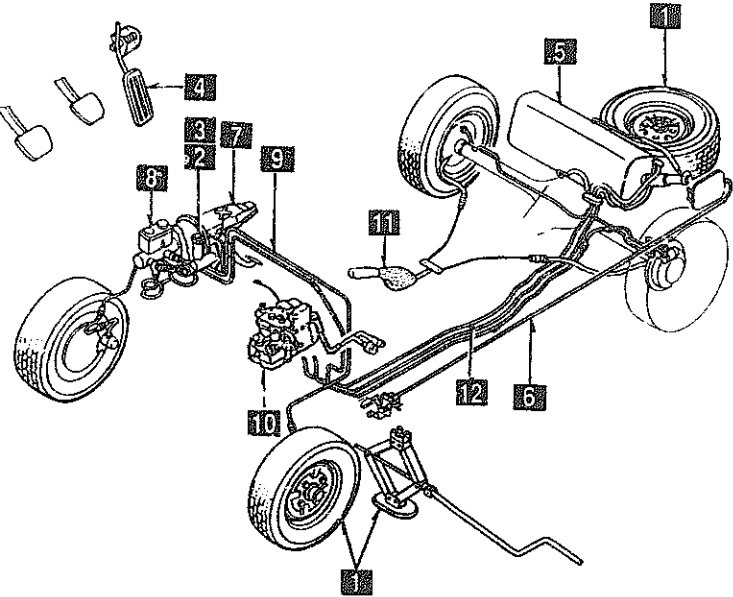
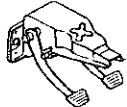
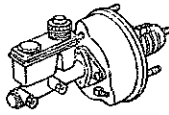

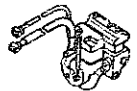

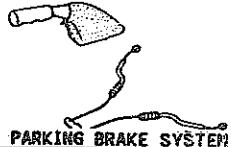
1 1300  INLET MANIFOLD	2 1310  EXHAUST MANIFOLD	3 1320  FUEL SYSTEM	4 1325  FUEL DISTRIBUTOR	5 1330  AIR CLEANER	6 1364  THROTTLE BODY	
<h3 style="margin: 0;">GASOLINE ENGINE 4 - CYLINDER (2/2)</h3>  <p style="font-size: small; text-align: center;">As this illustration is prepared to be applicable to all models, some parts are different in specifications from parts listed in this parts catalog.</p>						7 1370  EMISSION CONTROL SYSTEM (INLET SIDE)
						8 1500  COOLING SYSTEM
						9 1580  BRACKET, PULLEY & BELT
						10 1800  ENGINE ELECTRICAL SYSTEM
						11
						12 1830  ALTERNATOR
						13 1840  STARTER
						14 1850  BATTERY

PICTORIAL INDEX

<p>1 2505</p>  <p>REAR PROPELLER SHAFT</p>	<p>2 2550</p>  <p>REAR DRIVE SHAFT</p>	<p>3 2600</p>  <p>REAR AXLE</p>	<p>4 2610</p>  <p>REAR BRAKE MECHANISMS</p>	<p>5 2710</p>  <p>REAR DIFFERENTIALS</p>	<p>6 2800</p>  <p>REAR SUSPENSION MECHANISMS</p>	
<p>20 4000</p>  <p>EXHAUST SYSTEM</p>	<p>21 4600</p>  <p>CHANGE CONTROL SYSTEM</p>	<p>22 1720 Given in Engine Group</p>  <p>CHANGE CONTROL SYSTEM (MANUAL TRANSMISSION)</p>	<h3 style="margin: 0;">CHASSIS (1/2)</h3> 			<p>7</p>
<p>19 3900</p>  <p>ENGINE & TRANSMISSION MOUNTINGS</p>				<p>8 2810</p>  <p>REAR STABILIZER</p>		
<p>18 3410</p>  <p>CROSSMEMBER & STABILIZER</p>				<p>9 2830</p>  <p>REAR LOWER ARMS & SUB FRAME</p>		
<p>17</p>				<p>10 3200</p>  <p>STEERING WHEEL</p>		
<p>16 3400</p>  <p>FRONT SUSPENSION MECHANISMS</p>	<p>15 3310</p>  <p>FRONT BRAKE MECHANISMS</p>	<p>14 3300</p>  <p>FRONT AXLE</p>	<p>13 3240</p>  <p>POWER STEERING SYSTEM (FRONT)</p>	<p>12 3220</p>  <p>STEERING GEAR</p>	<p>11 3210</p>  <p>STEERING COLUMN & SHAFTS</p>	



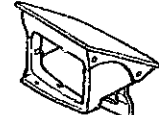
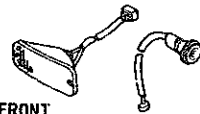

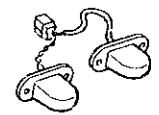
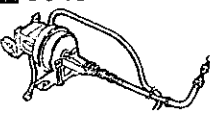
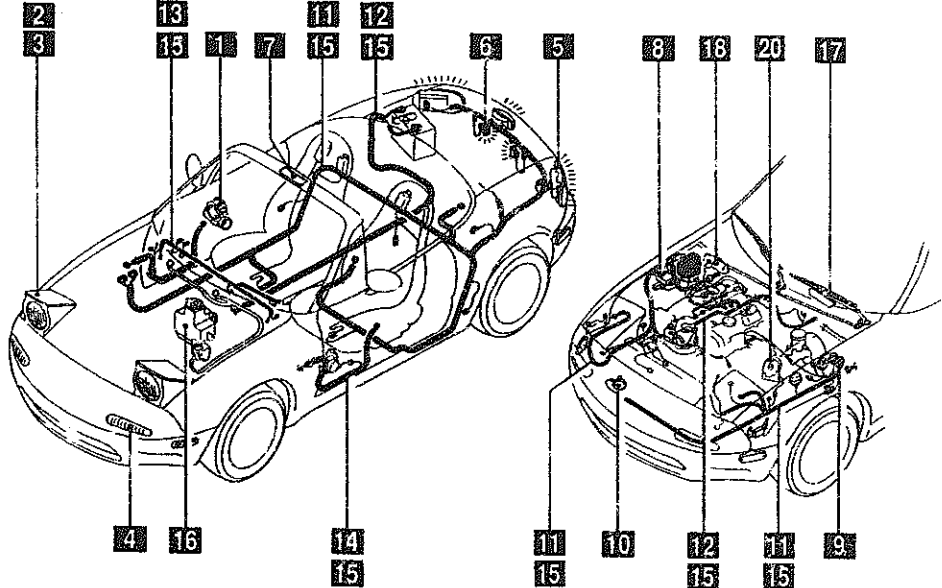



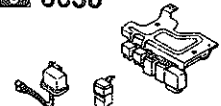
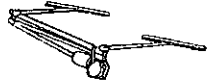
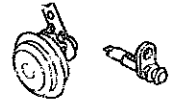
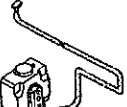


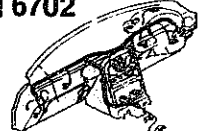


As this illustration is prepared to be applicable to all models, some parts are different in specifications from parts listed in this parts Catalog.

PICTORIAL INDEX





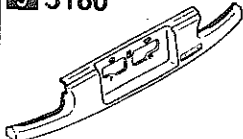
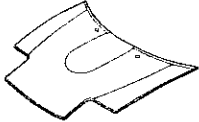
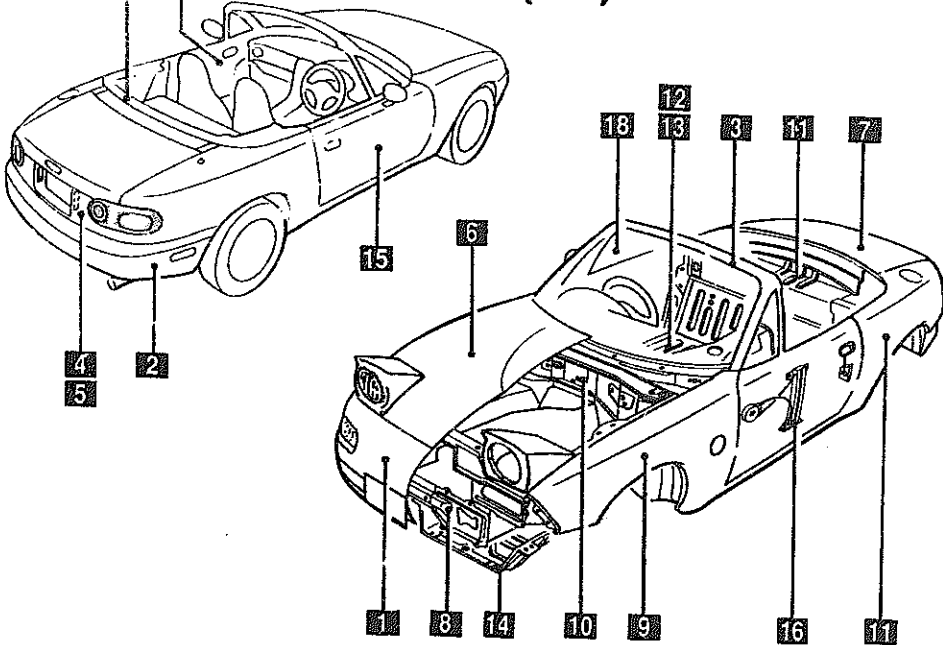



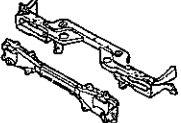
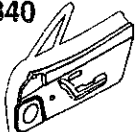

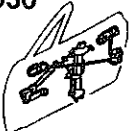
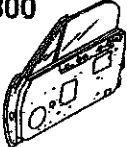

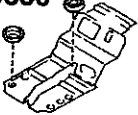


1 3700  TIRES & JACK	2 4140  CLUTCH RELEASE & MASTER CYLINDERS	3 4145  CLUTCH PIPINGS	4 4160  ACCELERATOR CONTROL SYSTEM	5 4200  FUEL TANK	6 4210  FUEL LID OPENER
<h3 style="margin: 0;">CHASSIS (2/2)</h3> 					
					7 4300  CLUTCH & BRAKE PEDALS
					8 4340  BRAKE MASTER CYLINDER & POWER BRAKE
					9 4360  BRAKE PIPINGS
					10 4370  ANTILOCK BRAKE SYSTEM
				12 4500  FUEL PIPINGS	11 4400  PARKING BRAKE SYSTEM

As this illustration is prepared to be applicable to all models, some parts are different in specifications from parts listed in this parts Catalog.

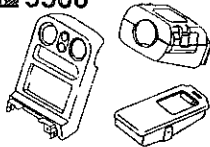
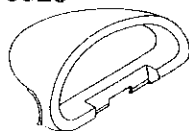


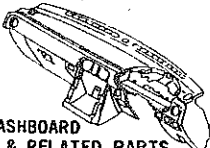
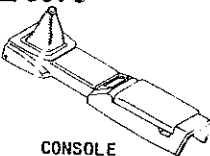
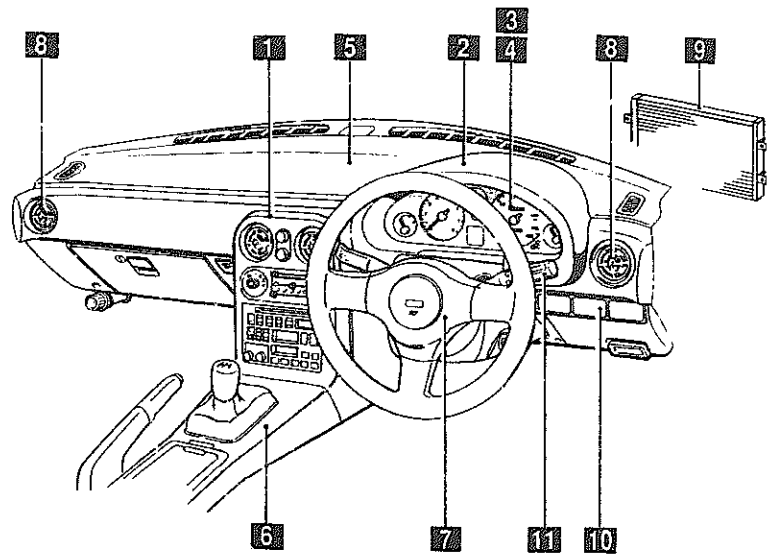

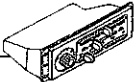



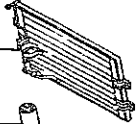




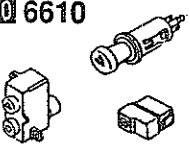
PICTORIAL INDEX

<p>1 C900</p>  <p>KEY SETS</p>	<p>2 5100</p>  <p>HEAD LAMPS</p>	<p>3 5103</p>  <p>HEAD LAMP RETRACTORS</p>	<p>4 5105</p>  <p>FRONT COMBINATION LAMPS</p>	<p>5 5110</p>  <p>REAR COMBINATION LAMPS</p>	<p>6 5120</p>  <p>LICENSE LAMPS</p>
<p>20 6640</p>  <p>AUTO CRUISE CONTROL SYSTEM</p>	<p>BODY (1/4)</p> 				<p>7 5125</p>  <p>INTERIOR LAMPS</p>
<p>19</p>					<p>8 6600</p>  <p>SWITCHES & RELAYS (ENGINE)</p>
<p>18 6740</p>  <p>WIPER MOTOR COMPONENTS (FRONT)</p>					<p>9 6630</p>  <p>RELAYS & UNIT (BODY)</p>
<p>17 6730</p>  <p>WINDSHIELD WIPERS</p>					<p>10 6635</p>  <p>DOOR SWITCH & HORNS</p>
<p>As this illustration is prepared to be applicable to all models, some parts are different in specifications from parts listed in this parts Catalog.</p>					
<p>16 6720</p>  <p>WINDSHIELD WASHER</p>	<p>15 6704</p>  <p>WIRING HARNESS CLAMPS</p>	<p>14 6703</p>  <p>WIRING HARNESSSES (DOOR, FLOOR/CEILING)</p>	<p>13 6702</p>  <p>WIRING HARNESSSES (DASHBOARD)</p>	<p>12 6701</p>  <p>WIRING HARNESSSES (ENGINE & T/MISSION)</p>	<p>11 6700</p>  <p>WIRING HARNESSSES (FRONT & REAR)</p>

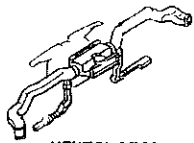


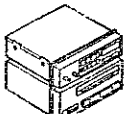
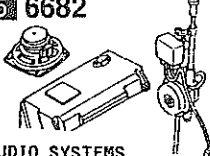
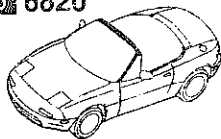
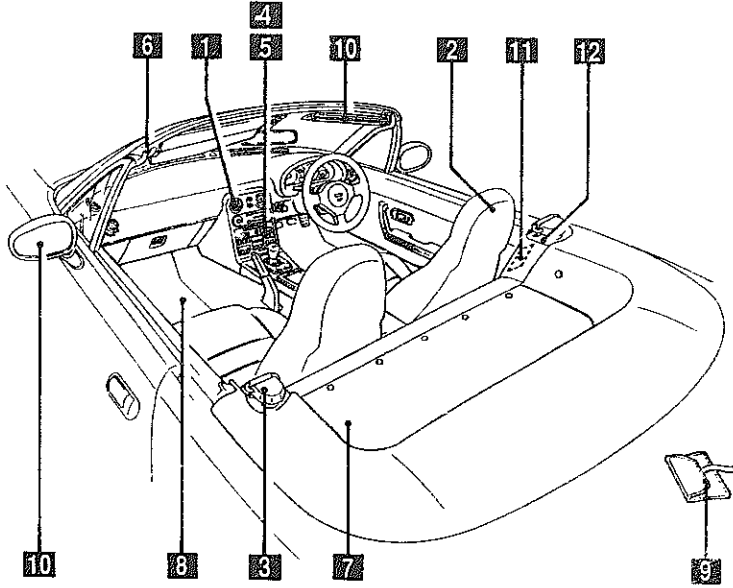
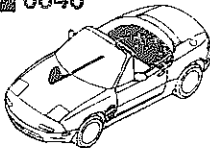
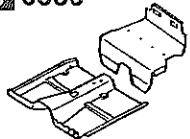

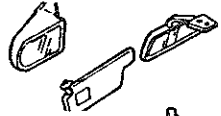


PICTORIAL INDEX

1 5000  FRONT BUMPER	2 5010  REAR BUMPER	3 5030  WINDOW MOULDING & COWL GRILLES	4 5170  ORNAMENTS	5 5180  REAR FINISHER	6 5230  BONNET
<h3 style="margin: 0;">BODY (2/4)</h3> 					
19 6330  SUNROOF					7 5260  TRUNK LID
18 6300  WINDOW GLASSES					8 5310  FRONT PANELS
17 5840  FRONT DOOR TRIM & RELATED PARTS					9 5320  FENDER & WHEEL APRON PANELS
16 5830  FRONT DOOR MECHANISMS	15 5800  FRONT DOORS	14 5390  FLOOR ATTACHMENTS	13 5380  FLOOR ATTACHMENTS (HICLE COVERS)	12 5370  FLOOR PANELS	11 5340  SIDE PANELS

PICTORIAL INDEX

<p>1 5500</p>  <p>DASHBOARD EQUIPMENTS</p>	<p>2 5520</p>  <p>METER HOOD</p>	<p>3 5530</p>  <p>SPEEDOMETER CABLE</p>	<p>4 5540</p>  <p>METER COMPONENTS</p>	<p>5 5560</p>  <p>DASHBOARD & RELATED PARTS</p>	<p>6 5570</p>  <p>CONSOLE</p>
<h3 style="margin: 0;">BODY (3/4)</h3> 					
<p style="font-size: small;">As this illustration is prepared to be applicable to all models, some parts are different in specifications from parts listed in this parts Catalog.</p>					
<p>7 5795</p>  <p>AIR BAG</p>					
<p>8</p> <p>6115</p>  <p>6110</p>  <p>6100</p>  <p>6120</p>  <p>HEATER</p>					
<p>9</p> <p>6130</p>  <p>6135</p>  <p>6140</p>  <p>6150</p>  <p>AIR CONDITIONER</p>					
<p>11 6611</p>  <p>COMBINATION SWITCH</p>					
<p>10 6610</p>  <p>DASHBOARD SWITCHES</p>					

PICTORIAL INDEX

1 5580  VENTILATOR	2 5700  SEATS	3 5790  SEAT BELTS	4 6680  AUDIO SYSTEMS (RADIO & TAPE DECK)	5 6682  AUDIO SYSTEMS (ANTENNA & SPEAKER)	6 6820  FRONT HEADER TRIM & PILLAR TRIMS
<h3 style="margin: 0;">BODY (4/4)</h3> 					
					7 6840  TRIMS & SCUFF PLATES
					8 6860  FLOOR MATS & PADS
					9 6870  SERVICE TOOLS
					10 6900  VISORS, ASSIST HANDLES & MIRRORS
				12 7250  QUARTER WINDOW & TRIMS	11 6930  CAUTION PLATES & LABELS

As this illustration is prepared to be applicable to all models, some parts are different in specifications from parts listed in this parts Catalog.

SECTION NAME INDEX (ENGINE)

LO.NO	SEC.NO	SECTION NAME	LO.NO	SEC.NO	SECTION NAME	LO.NO	SEC.NO	SECTION NAME
1-C03	1000	ENGINE & GASKET SETS	1-N09	1950	AUTOMATIC TRANSMISSION MANUAL LINKAGE SYSTEM			
1-E03	1010	CYLINDER HEAD & COVER	1-D10	1960	AUTOMATIC TRANSMISSION GASKET & SEAL KIT			
1-G03	1030	CYLINDER BLOCK						
1-H03	1040	OIL PAN & TIMING COVER						
1-J03	1100	PISTON, CRANKSHAFT & FLYWHEEL						
1-M03	1200	VALVE SYSTEM						
1-C04	1300	INLET MANIFOLD						
1-D04	1317	EXHAUST MANIFOLD						
1-E04	1320	FUEL SYSTEM						
1-G04	1325	FUEL DISTRIBUTOR						
1-H04	1330	AIR CLEANER						
1-J04	1364	THROTTLE BODY						
1-K04	1370	EMISSION CONTROL SYSTEM (INLET SIDE)						
1-M04	1400	OIL PUMP & FILTER						
1-C05	1500	COOLING SYSTEM						
1-F05	1580	BRACKET, PULLEY & BELT						
1-C06	1600	CLUTCH DISC & COVER						
1-D06	1700	MANUAL TRANSMISSION CASE						
1-F06	1710	MANUAL TRANSMISSION GEARS						
1-K06	1720	MANUAL TRANSMISSION CHANGE CONTROL SYSTEM						
1-N06	1800	ENGINE ELECTRICAL SYSTEM						
1-D07	1830	ALTERNATOR						
1-F07	1840	STARTER (MT)						
1-H07	1840 A	STARTER (AT)						
1-J07	1850	BATTERY						
1-K07	1910	AUTOMATIC TRANSMISSION TORQUE CONVERTER, OIL PUMP & PIPINGS						
1-N07	1920	AUTOMATIC TRANSMISSION CASE & MAIN CONTROL SYSTEM						
1-H08	1925	AUTOMATIC TRANSMISSION CONTROL VALVE						
1-C09	1930	AUTOMATIC TRANSMISSION CLUTCHES & PLANETARY GEARS						
1-K09	1940	AUTOMATIC TRANSMISSION GOVERNOR, LOW & REVERSE PISTON						

CATLOG-NO= AUNA06-03

DATE. 1998-07

PAGE. 1

SECTION NAME INDEX (CHASSIS)

LD.NO	SEC.NO	SECTION NAME	LD.NO	SEC.NO	SECTION NAME	LD.NO	SEC.NO	SECTION NAME
2-C03	2505	REAR PROPELLER SHAFT	2-G07	4340 A	BRAKE MASTER CYLINDER & POWER BRAKE (W/ANTI LOCK BRAKE)			
2-D03	2550	REAR DRIVE SHAFT						
2-E03	2600	REAR AXLE	2-I07	4360	BRAKE PIPINGS (W/O ANTI LOCK BRAKE)			
2-F03	2610	REAR BRAKE MECHANISMS						
2-H03	2710	REAR DIFFERENTIALS (NORMAL DIFF.)	2-K07	4360 A	BRAKE PIPINGS (W/ANTI LOCK BRAKE)			
2-L03	2710 A	REAR DIFFERENTIALS (LIMITED SLIP DIFF.)	2-C08	4370	ANTILOCK BRAKE SYSTEM			
2-D04	2810	REAR SUSPENSION MECHANISMS	2-F08	4400	PARKING BRAKE SYSTEM			
2-E04	2810	REAR STABILIZER	2-H08	4500	FUEL PIPINGS			
2-F04	2830	REAR LOWER ARKS & SUB FRAME	2-J08	4600	CHANGE CONTROL SYSTEM (AT)			
2-H04	3200	STEERING WHEEL						
2-I04	3210	STEERING COLUMN & SHAFTS						
2-J04	3220	STEERING GEAR (W/O POWER STEERING)						
2-L04	3220 A	STEERING GEAR (W/POWER STEERING)						
2-N04	3240	POWER STEERING SYSTEM						
2-D05	3300	FRONT AXLE						
2-F05	3310	FRONT BRAKE MECHANISMS						
2-G05	3400	FRONT SUSPENSION MECHANISMS						
2-J05	3410	CROSSMEMBER & STABILIZER						
2-K05	3700	TIRES & JACK						
2-C06	3900	ENGINE & T/MISSION MOUNTINGS						
2-D06	4000	EXHAUST SYSTEM						
2-E06	4140	MANUAL TRANSMISSION CLUTCH RELEASE & MASTER CYLINDERS						
2-F06	4145	MANUAL TRANSMISSION CLUTCH PIPINGS						
2-G06	4160	ACCELERATOR CONTROL SYSTEM						
2-H06	4200	FUEL TANK						
2-K06	4210	FUEL LID OPENER						
2-L06	4300	MANUAL TRANSMISSION CLUTCH & BRAKE PEDALS						
2-C07	4300A	AUTOMATIC TRANSMISSION BRAKE PEDAL						
2-E07	4340	BRAKE MASTER CYLINDER & POWER BRAKE (W/O ANTI LOCK BRAKE)						

CATLOG-NO# AUNA06-03

DATE. 1998-07

PAGE. 2

3-C 2

SECTION NAME INDEX (BODY)

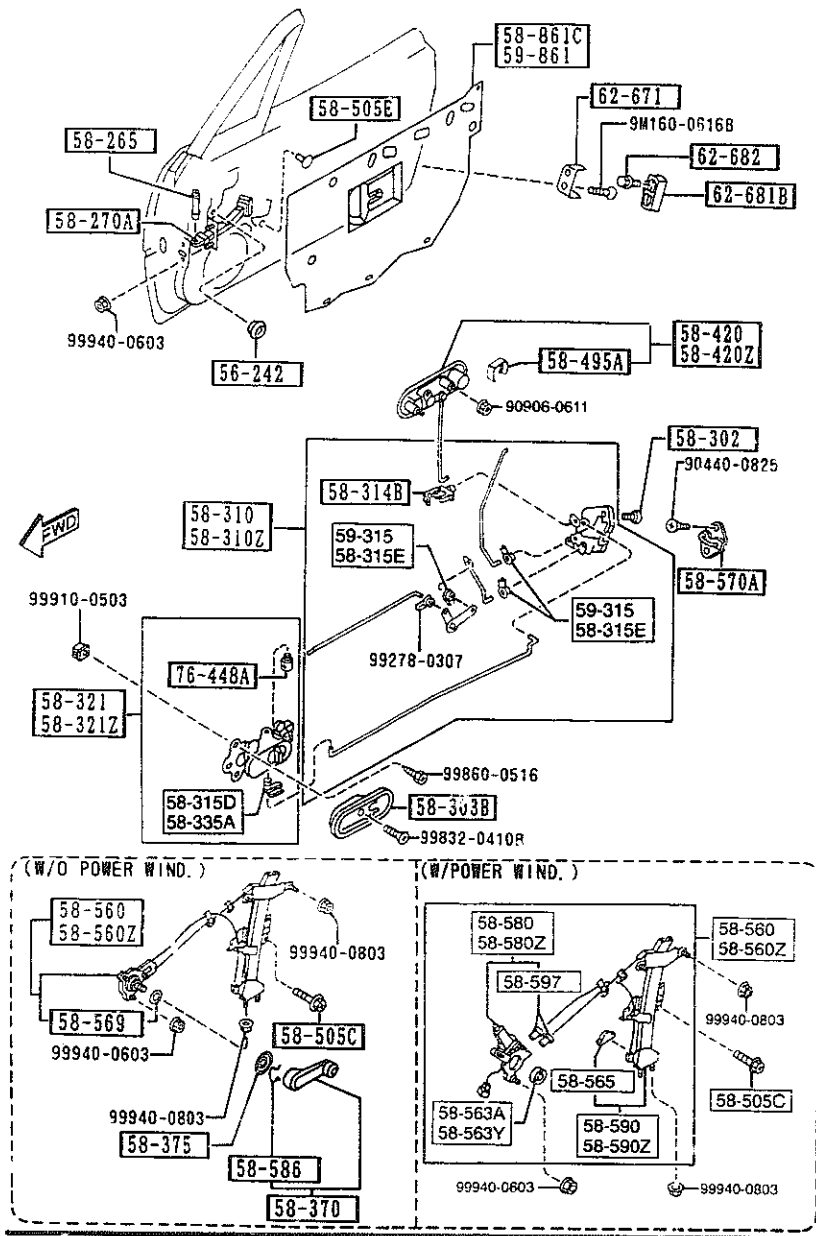
LO.NO	SEC.NO	SECTION NAME	LO.NO	SEC.NO	SECTION NAME	LO.NO	SEC.NO	SECTION NAME
2-C10	0900	KEY SETS	3-C04	6100	HEATER	3-L09	6900	SUN VISORS, ASSIST HANDLES & MIRRORS
2-F10	5000	FRONT BUMPER	3-D04	6110	HEATER UNIT COMPONENTS	3-C10	6930	CAUTION PLATES & LABELS
2-H10	5010	REAR BUMPER	3-E04	6115	HEATER CONTROL COMPONENTS	3-E10	7250	QUARTER WINDOW & TRIMS
2-J10	5030	WINDOW MOULDING & COWL GRILLES	3-F04	6120	HEATER BLOWER COMPONENTS			
2-K10	5100	HEAD LAMPS	3-G04	6130	AIR CONDITIONER			
2-L10	5103	HEAD LAMP RETRACTORS	3-L04	6135	AIR CONDITIONING COOLING PIPE O-RING			
2-C11	5105	FRONT COMBINATION LAMPS	3-M04	6140	AIR CONDITIONING COMPRESSOR COMPONENTS			
2-E11	5110	REAR COMBINATION LAMPS	3-C05	6150	AIR CONDITIONING COOLING UNIT			
2-I11	5120	LICENSE LAMPS	3-D05	6300	WINDOW GLASSES			
2-J11	5125	INTERIOR LAMPS	3-E05	6330	SUN ROOF			
2-K11	5170	ORNAMENTS	3-F06	6600	ENGINE SWITCHES & RELAYS			
2-L11	5180	REAR FINISHER	3-K06	6610	DASHBOARD SWITCHES			
2-M11	5230	BONNET	3-M06	6611	COMBINATION SWITCH			
2-C12	5260	TRUNK LID	3-N06	6630	BODY RELAYS & UNIT			
2-D12	5310	FRONT PANELS	3-D07	6635	DOOR SWITCH & HORNS			
2-E12	5320	FENDER & WHEEL APRON PANELS	3-E07	6640	AUTO CRUISE CONTROL SYSTEM			
2-K12	5330	DASH & COWL PANELS	3-F07	6660	AUDIO SYSTEMS (RADIO & TAPE DECK)			
2-I12	5340	SIDE PANELS	3-I07	6682	AUDIO SYSTEMS (ANTENNA & SPEAKER)			
2-C13	5370	FLOOR PANELS	3-L07	6700	FRONT & REAR WIRING HARNESSSES			
2-F13	5380	FLOOR ATTACHMENTS (HOLE COVERS)	3-C08	6701	ENGINE & TRANSMISSION WIRING HARNESSSES			
2-H13	5390	FLOOR ATTACHMENTS	3-E08	6702	DASHBOARD WIRING HARNESSSES			
2-C14	5500	DASHBOARD EQUIPMENTS	3-F08	6703	DOOR, FLOOR & CEILING WIRING HARNESSSES			
2-E14	5520	METER HOOD	3-G08	6704	WIRING HARNESS CLAMPS			
2-F14	5530	SPEEDOMETER CABLE	3-J08	6720	WINDSHIELD WASHER (W/O ANTI LOCK BRAKE)			
2-G14	5540	METER COMPONENTS	3-L08	6720 A	WINDSHIELD WASHER (W/ANTI LOCK BRAKE)			
2-I14	5560	DASHBOARD & RELATED PARTS	3-C09	6730	WINDSHIELD WIPERS			
2-L14	5570	CONSOLE	3-E09	6740	WIPER MOTOR COMPONENTS			
2-D15	5580	VENTILATOR	3-F09	6820	FRONT HEADER TRIM & PILLAR TRIMS			
2-F15	5700	SEATS	3-G09	6840	TRIMS & SCUFF PLATES			
2-H16	5790	SEAT BELTS	3-I09	6860	FLOOR MATS & PADS			
2-I16	5795	AIR BAG	3-K09	6870	SERVICE TOOLS			
2-J16	5800	FRONT DOORS						
3-C03	5830	FRONT DOOR MECHANISMS						
3-G03	5840	FRONT DOOR TRIMS & RELATED PARTS						

CATLOG-NO= AUMA06-03

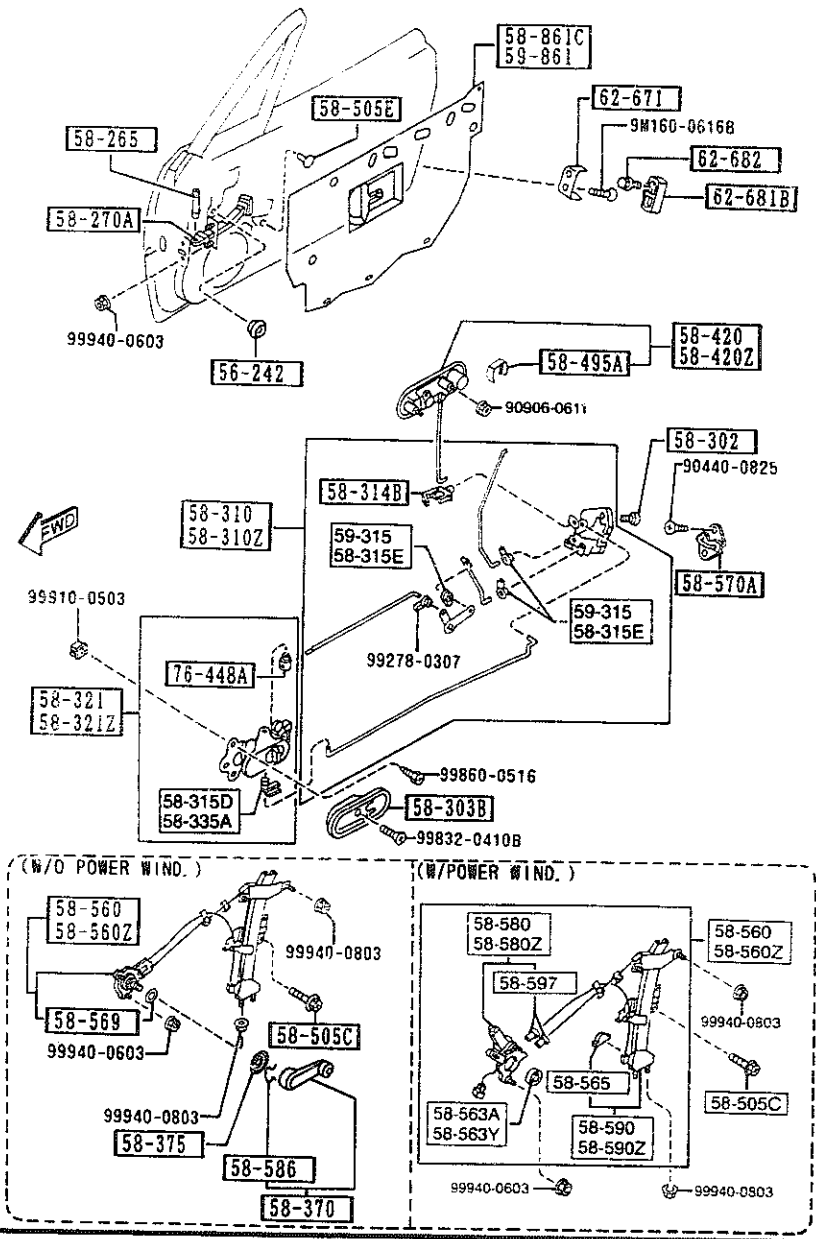
DATE. 1998-07

PAGE. 3

3-D 2



PART NO	QTY	MODEL/RESTRICTION	MODEL/RESTRICTION	MODEL/RESTRICTION	QTY
56-242		PLUG, DRAIN			
0118-56-242B	2				
58-265		PIN, CHECK ?			
BC1D-58-265	2				
58-270A		CHECKER, DOOR			
NA01-58-270B	2				
58-302		SCREW, TAPPING-DOOR LOCK			
HG30-58-302A	6				
58-303B		COVER, INNER HANDLE			
NA01-58-303	2				
00	INT-	NA3 NA5 BLACK			
58-310		LOCK (R), DOOR			
NA01-58-310B	1				
58-310Z		LOCK (L), DOOR			
NA01-59-310B	1				
58-314B		JOINT			
H043-72-411	2				
58-315D		CLIP (R)			
R001-59-335	1				
58-315E		CLIP (L)			
G030-58-315	3				
58-321		HANDLE (R), INNER			
NA01-58-330C	1				
00	INT-	NA3 NA5 BLACK			
58-321Z		HANDLE (L), INNER			
NA01-59-330C	1				
00	INT-	NA3 NA5 BLACK			
58-335A		CLIP			

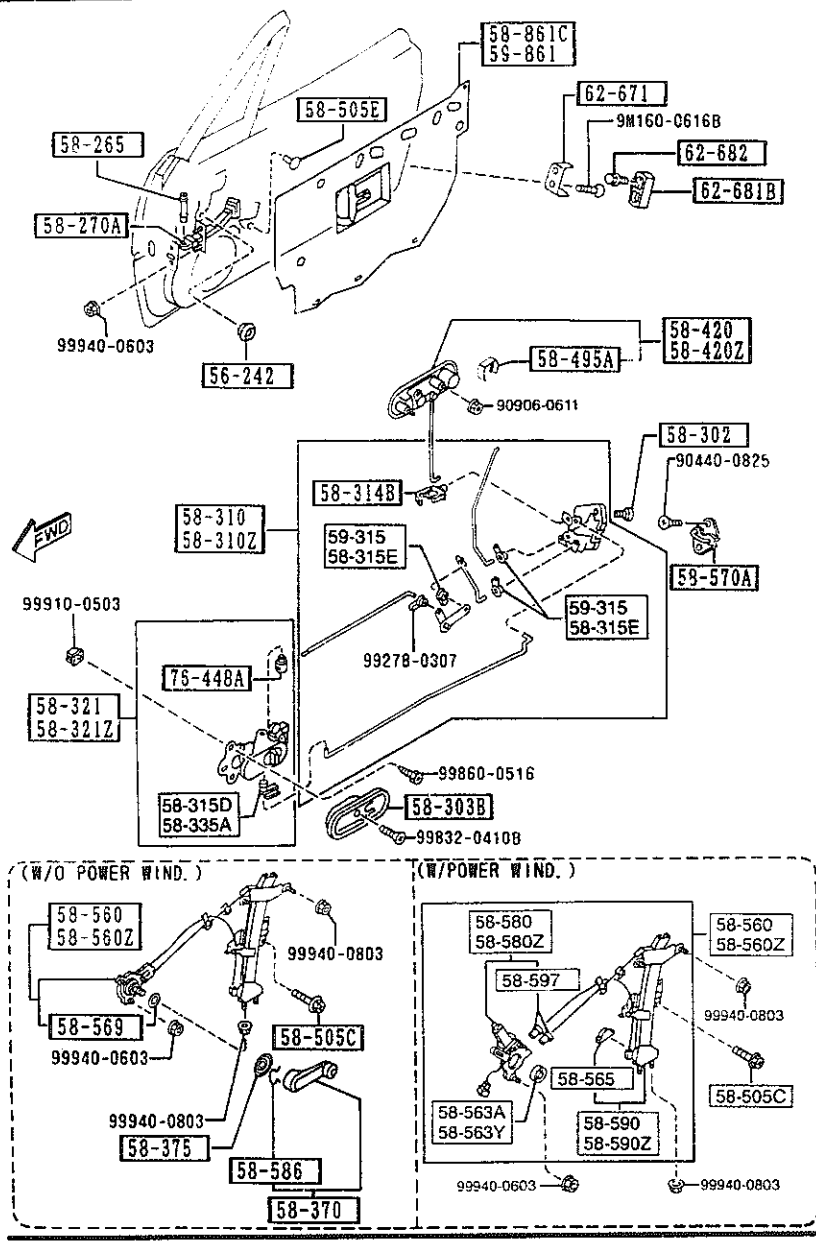


PART NO	QTY	MODEL/DESCRIPTION	MODEL/DESCRIPTION
CONT'D			
FB01-58-335	1	(FOR LEFT)	
↑ 58-370 ↓		HANDLE,REGULATOR	
S084-58-580A	2	BASE, R-PKG, (W/O POWER WIND.)	
00	INT-	NAS NAS BLACK	
↑ 58-375 ↓		ESCUTCHEON	
B001-58-582A	2	BASE, R-PKG, (W/O POWER WIND.)	
00	INT-	NAS NAS BLACK	
↑ 58-420 ↓		HANDLE(R), OUTER	
NA01-58-420D	1		
↑ 58-420Z ↓		HANDLE(L), OUTER	
NA01-59-410D	1		
↑ 58-495A ↓		RETAINER, LOCK CYL.	
G211-58-495	2		
↑ 58-505C ↓		SCREW, WINDOW REGULAT OR	
B092-58-505	6		
↑ 58-505E ↓		CAP	
B092-58-355	2	BASE, R-PKG, (W/O POWER WIND.)	
↑ 58-560 ↓		REGULATOR(R), WINDOW	
NA01-58-560H	1	BASE, R-PKG, (W/O POWER WIND.)	
NA02-58-560K	1	F-SV, L-PKG, P.E.GR, T-PKG, (W/POWER WIND.)	
↑ 58-560Z ↓		REGULATOR(L), WINDOW	
NA01-59-560H	1	BASE, R-PKG, (W/O POWER WIND.)	
NA02-59-560K	1	F-SV, L-PKG, P.E.GR, T-PKG, (W/POWER WIND.)	
↑ 58-563A ↓		DRUM(R), POWER WINDOW REG.	
*NA02-58-563	1	F-SV, L-PKG, P.E.GR,	

AUNA06

CAT. AUNA06-03

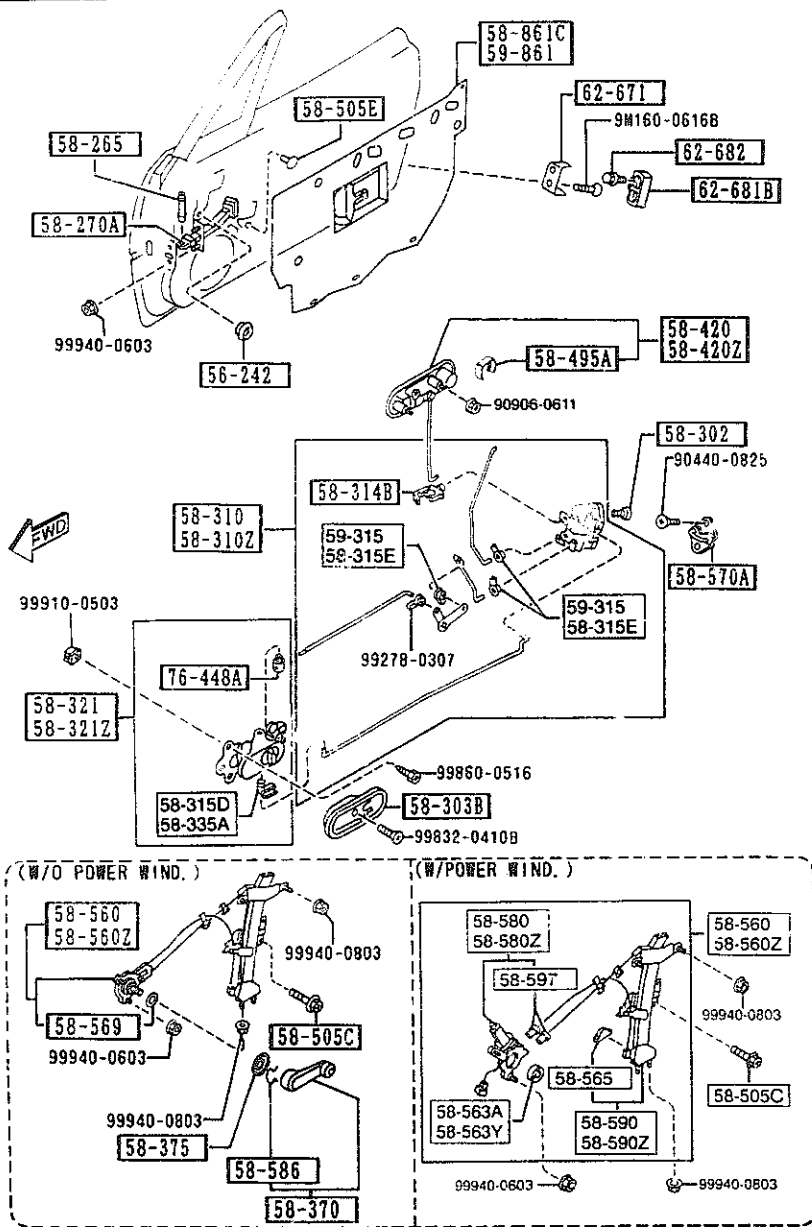
1998-07



QTY	DESCRIPTION	UNIT
	CONT'D	
	T-PKG, (W/POWER WIND.)	
+	58-563Y	
+	DRUM(L),POWER WINDOW REG	
*NA02-59-563	1 F-SV, L-PKG, P.E.GR. T-PKG, (W/POWER WIND.)	
+	58-565	
+	RUBBER,STOPPER	
HG30-58-565	2 F-SV, L-PKG, P.E.GR. T-PKG, (W/POWER WIND.)	
+	58-569	
+	GASKET,WINDOW REGULA TOR	
B092-58-569	2 BASE, R-PKG, (W/O POWER WIND.)	
+	58-570A	
+	STRIKER	
B001-58-361A	2	
+	58-580	
+	MOTOR(R),WINDOW	
*NA02-58-58X	1 F-SV, L-PKG, P.E.GR. T-PKG, (W/POWER WIND.)	
+	58-580Z	
+	MOTOR(L),WINDOW	
*NA02-59-58X	1 F-SV, L-PKG, P.E.GR. T-PKG, (W/POWER WIND.)	
+	58-586	
+	RING,SNAP	
B001-58-585	2 BASE, R-PKG, (W/O POWER WIND.)	
+	58-590	
+	ARM/BASE(R),WINDOW	
*NA02-58-590	1 F-SV, L-PKG, P.E.GR. T-PKG, (W/POWER WIND.)	
+	58-590Z	
+	ARM/BASE(L),WINDOW	
*NA02-59-590	1 F-SV, L-PKG, P.E.GR. T-PKG, (W/POWER WIND.)	
+	58-597	
+	BOLT,COVER-REG. GUID E	
*NA02-58-564	4 F-SV, L-PKG, P.E.GR. T-PKG, (W/POWER WIND.)	

5830 FRONT DOOR MECHANISMS

5830 -4 * FRONT DOOR MECHANISMS



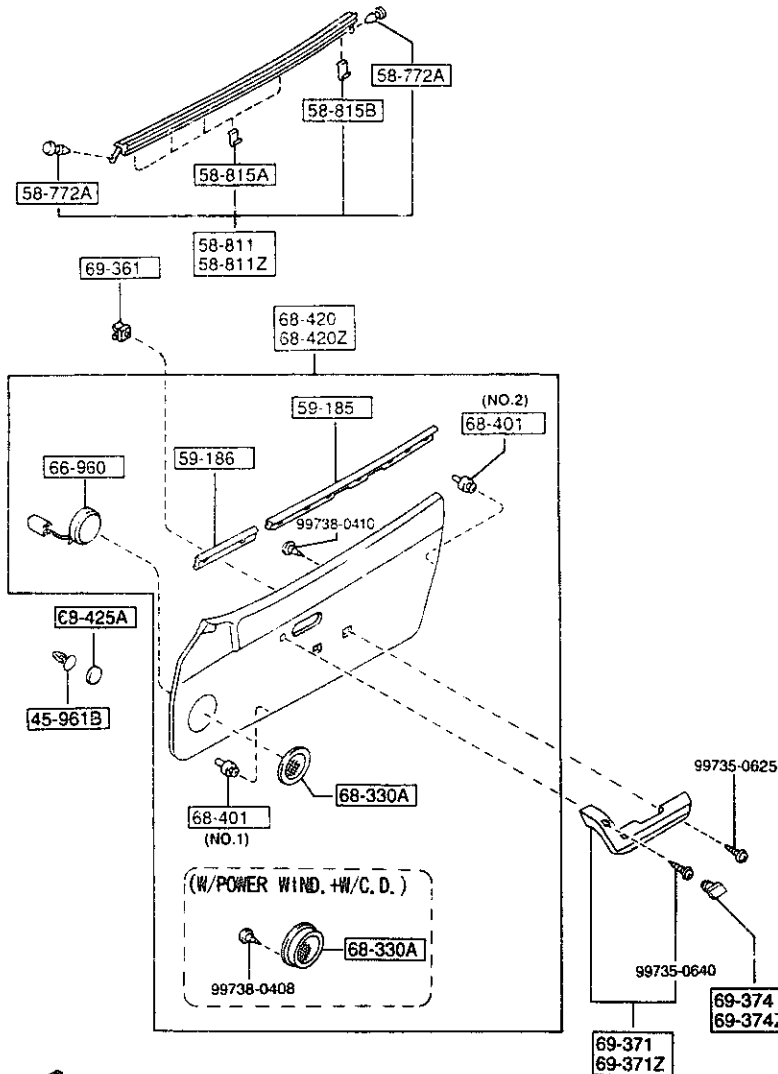
PART NO	QTY	MODEL/APP. REF. DESIGN	MODEL/APP. REF. DESIGN	MODEL/APP. REF. DESIGN
58-861C 59-861				
58-861C		SCREEN(R),FRONT DOOR		
NA01-58-861A	1	BASE, R-PKG, (W/O POWER WIND.)		
NA02-58-861A	1	F-SV, L-PKG, P.E.GR, T-PKG, (W/POWER WIND.)		
59-315		CLIP		
G030-59-315	3	(FOR RIGHT)		
59-861		SCREEN(L),FRONT DOOR		
NA01-59-861A	1	BASE, R-PKG, (W/O POWER WIND.)		
NA02-59-861A	1	F-SV, L-PKG, P.E.GR, T-PKG, (W/POWER WIND.)		
62-671		DOVETAIL,LIFT GATE		
S084-62-671 AN(S084-62-671A)	2			-7401
S084-62-671A	2			7401-
62-681B		WEDGE,DOOR-FRONT		
NA01-62-681	2			
62-682		SCREW,WEDGE-LIFT GATE		
B216-62-682	4			
76-448A		CLIP		
G030-76-448	2			
7401 NA35*V-734532				

AUNA06

CAT. AUNA06-03

1998-07

5840 FRONT DOOR TRIMS & RELATED PARTS



5840 -1 FRONT DOOR TRIMS & RELATED PARTS

PART NO	QTY	MODEL REFERENCE	DESCRIPTION	REMARKS
45-961B	1		CAP	
H002-45-961	4			
58-772A	1		FASTENER	
1011-58-772	4			
58-811	1		WEATHERSTRIP(R),OUT.	
NA01-58-810D	1			
58-811Z	1		WEATHERSTRIP(L),OUT.	
NA01-59-810D	1			
58-815A	8		CLIP,WEATHERSTRIP-OUTER	
NA01-58-815	8			
58-815B	2		CLIP'A',WEATHERSTRIP-OUT	
B157-58-815	2			
59-185	2		WEATHERSTRIP NO.1	
NA01-58-821	2			7901
AN(NA01-58-821A)	2			
*NA01-58-821A	2			7961-
59-186	2		WEATHERSTRIP NO.2	
NA02-58-821	2			
66-960	2		SPEAKER,LOUD-FRONT	
NB42-66-960	2		(W/C.D.)	
68-330A	2		GRILLE,SPEAKER	
BR72-68-350A	2		(W/POWER WIND.+W/C.D.)	
60	INT-	NA3 NA4 NA5	DARK GRAY/OFF-BLACK	
A004-68-5HD	2		BASE, R-PKG, (W/O POWER WIND.) (W/POWER WIND.+W/O C.D.)	
00	INT-	NA3 NA5 NA7	BLACK	
68-401	14		FASTENER,DOOR TRIM	
B100-68-401	14		(ILLUST. NO.1)	
7901 NA35*V-739040				

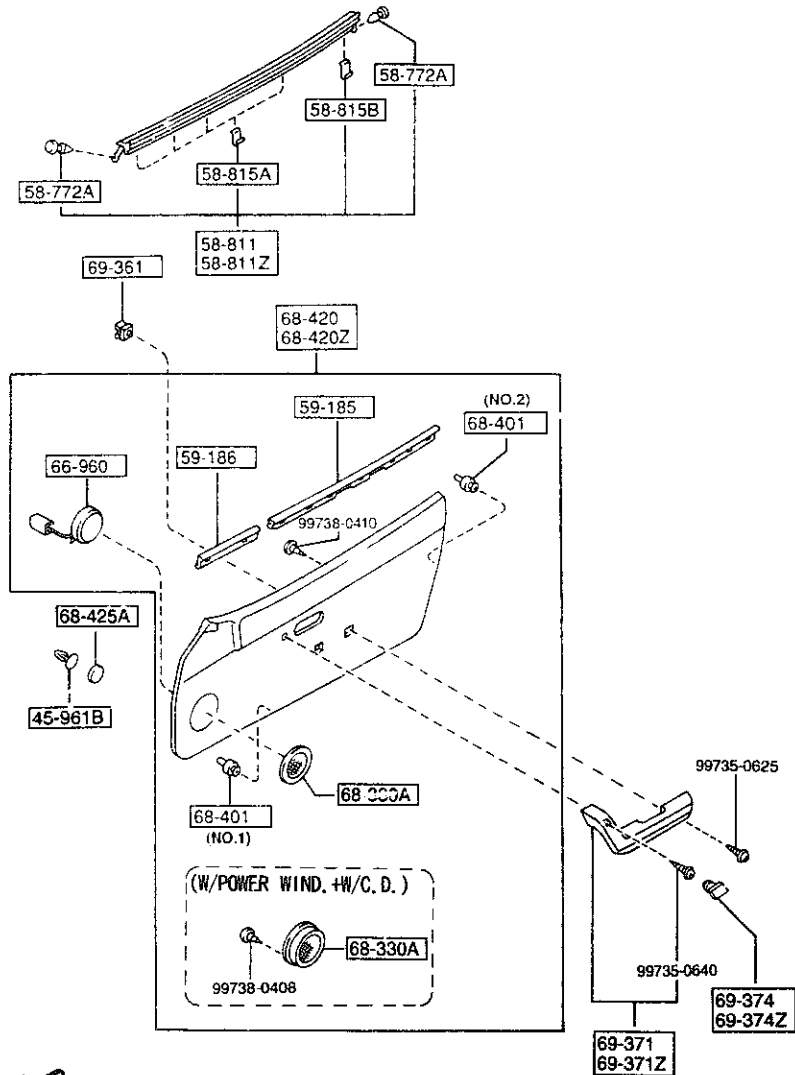
AUNA06

CAT. AUNA06-03

1998-07

5840 FRONT DOOR TRIMS & RELATED PARTS

5840 -2 FRONT DOOR TRIMS & RELATED PARTS



PART NO	QTY	MODEL RESTRICTIONS	MODEL RESTRICTIONS	MODEL RESTRICTIONS	MODEL RESTRICTIONS
CONT'D					
W201-68-401	12	(ILLUST. NO.2)			
68-420		TRIM(R).DOOR			
NB85-68-420B	1	(W/POWER WIND.+W/O C.D.)			-7301
00	INT-	NA3 BLACK			
80	INT-	NA5 BLACK/TAN			
NB87-68-420B	1	(W/POWER WIND.+W/C.D.)			-7301
00	INT-	NA3 BLACK			
80	INT-	NA5 BLACK/TAN			
*NB84-68-420A	1	(W/O POWER WIND.+W/O C.D.)			-7901
00	INT-	NA3 NA7 BLACK			
*NB86-68-420A	1	(W/O POWER WIND.+W/C.D.)			-7901
00	INT-	NA3 NA7 BLACK			
NB85-68-420C	1	(W/POWER WIND.+W/O C.D.)			7301-7901
00	INT-	NA3 BLACK			
80	INT-	NA5 BLACK/TAN			
NB87-68-420C	1	(W/POWER WIND.+W/C.D.)			7301-7901
00	INT-	NA3 BLACK			
80	INT-	NA5 BLACK/TAN			
*NB84-68-420B	1	(W/O POWER WIND.+W/O C.D.)			7901-
* 00	INT-	NA3 NA7 BLACK			
*NB85-68-420D	1	(W/POWER WIND.+W/O C.D.)			7901-
* 00	INT-	NA3 BLACK			
* 80	INT-	NA5 BLACK/TAN			
*NB86-68-420B	1	(W/O POWER WIND.+W/C.D.)			7901-
* 00	INT-	NA3 NA7 BLACK			
*NB87-68-420D	1	(W/POWER WIND.+W/C.D.)			7901-
* 00	INT-	NA3 BLACK			
* 80	INT-	NA5 BLACK/TAN			
7301 NA35*V-732210					
7901 NA35*V-739040					

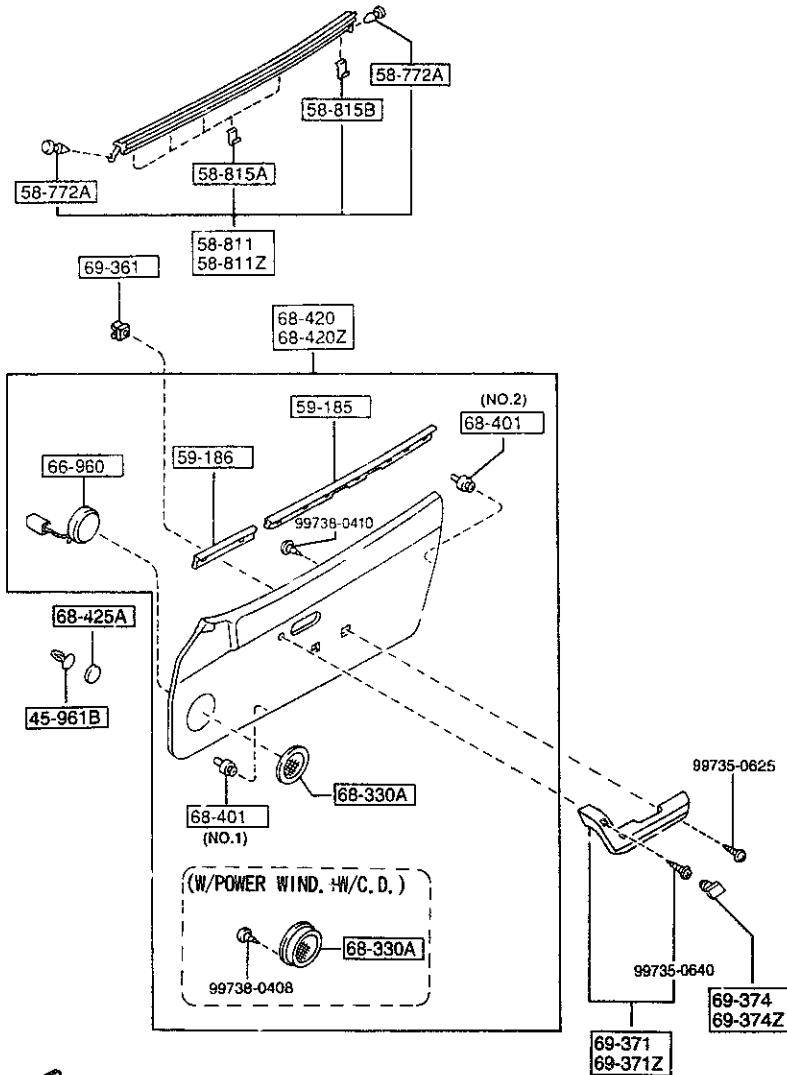
AUNA06

CAT. AUNA06-03

1998-07

5840 FRONT DOOR TRIMS & RELATED PARTS

5840 -3 FRONT DOOR TRIMS & RELATED PARTS



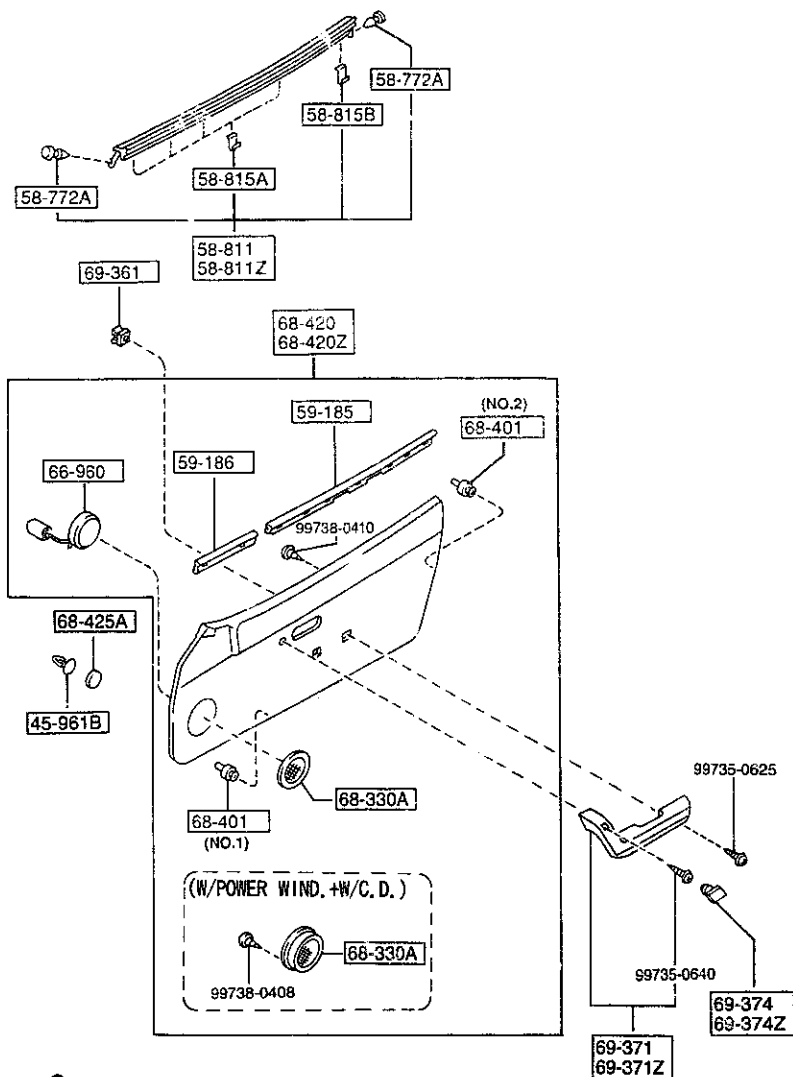
PART NO	QTY	MODEL/RESTRICTION	MODEL/RESTRICTION	MODEL/RESTRICTION	PRG. NO.
68-420Z	1	TRIM(L), DOOR			
NB85-68-450B	1	(W/POWER WIND.+W/O C.D.)			-7301
00	INT-	NA3 BLACK			
80	INT-	NA5 BLACK/TAN			
NB87-68-450B	1	(W/POWER WIND.+W/C.D.)			-7301
00	INT-	NA3 BLACK			
80	INT-	NA5 BLACK/TAN			
NB84-68-450A	1	(W/O POWER WIND.+W/O C.D.)			-7901
00	INT-	NA3 NA7 BLACK			
NB86-68-450A	1	(W/O POWER WIND.+W/C.D.)			-7901
00	INT-	NA3 NA7 BLACK			
NB85-68-450C	1	(W/POWER WIND.+W/O C.D.)			7301-7901
00	INT-	NA3 BLACK			
80	INT-	NA5 BLACK/TAN			
NB87-68-450C	1	(W/POWER WIND.+W/C.D.)			7301-7901
00	INT-	NA3 BLACK			
80	INT-	NA5 BLACK/TAN			
*NB84-68-450B	1	(W/O POWER WIND.+W/O C.D.)			7901-
* 00	INT-	NA3 NA7 BLACK			
*NB85-68-450D	1	(W/POWER WIND.+W/O C.D.)			7901-
* 00	INT-	NA3 BLACK			
* 80	INT-	NA5 BLACK/TAN			
*NB86-68-450B	1	(W/O POWER WIND.+W/C.D.)			7901-
* 00	INT-	NA3 NA7 BLACK			
*NB87-68-450D	1	(W/POWER WIND.+W/C.D.)			7901-
* 00	INT-	NA3 BLACK			
* 80	INT-	NA5 BLACK/TAN			
68-425A	1	COVER, HOLE			
LA01-57-425A	2				
7301 NA35*V-732210					
7901 NA35*V-739040					

AUNA06

CAT. AUNA06-03

1998-07

5840 FRONT DOOR TRIMS & RELATED PARTS



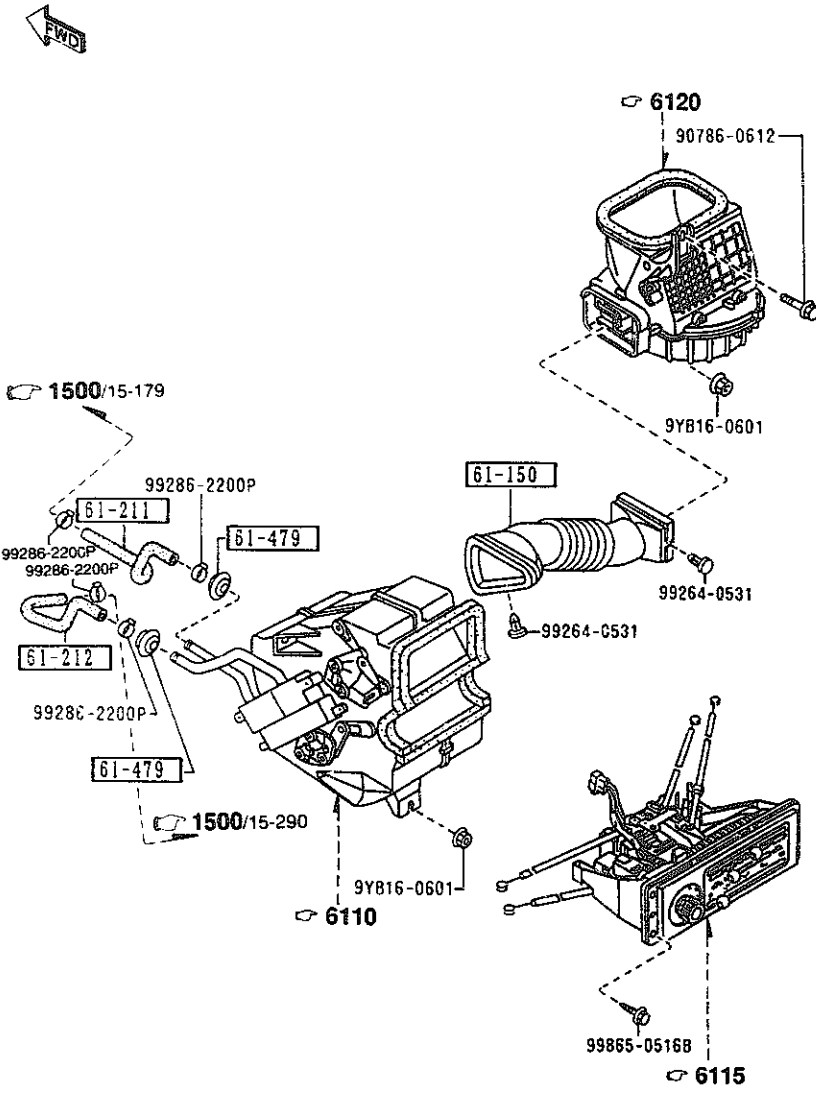
PART NO	QTY	MODEL/RESTRICTION	MODEL/RESTRICTION	MODEL/RESTRICTION	FIG. NO
69-361		GROMMET, SCREW			
B316-69-361	6				
69-371		REST(R), ARM			
BF70-69-370C	1				
00	INT-	NA3 NA7 NA8 BLACK			
88	INT-	NA4 NA5 TAN			
69-371Z		REST(L), ARM			
BF70-69-390C	1				
00	INT-	NA3 NA7 NA8 BLACK			
88	INT-	NA4 NA5 TAN			
69-374		CAP(R), PULL HANDLE			
BF70-69-372	1				
00	INT-	NA3 NA7 NA8 BLACK			
88	INT-	NA4 NA5 TAN			
69-374Z		CAP(L), PULL HANDLE			
BF70-69-392	1				
00	INT-	NA3 NA7 NA8 BLACK			
88	INT-	NA4 NA5 TAN			

AUNA06

CAT. AUNA06-03

1998-07

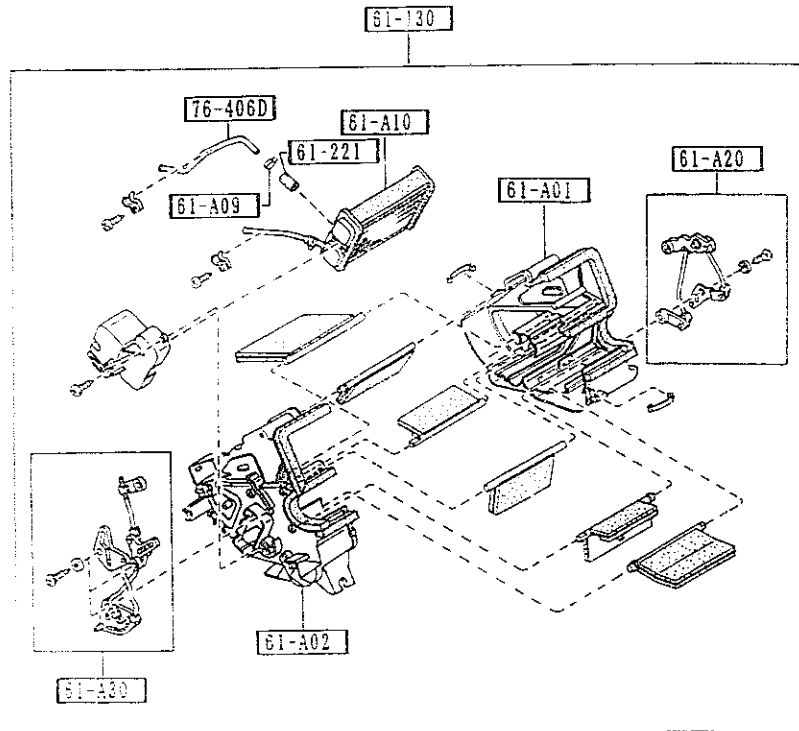
3-J 3



PART NO	QTY	MODIFICATION	MODIFICATION	MODIFICATION
61-150		DUCT,ATR		
NA01-61-150A	1			
61-211		HOSE NO.1,WATER		
NA75-61-211	1			
61-212		HOSE NO.2,WATER		
NA75-61-212	1			
61-479		GROMMET		
BB71-61-219A	2			

6110 HEATER UNIT COMPONENTS

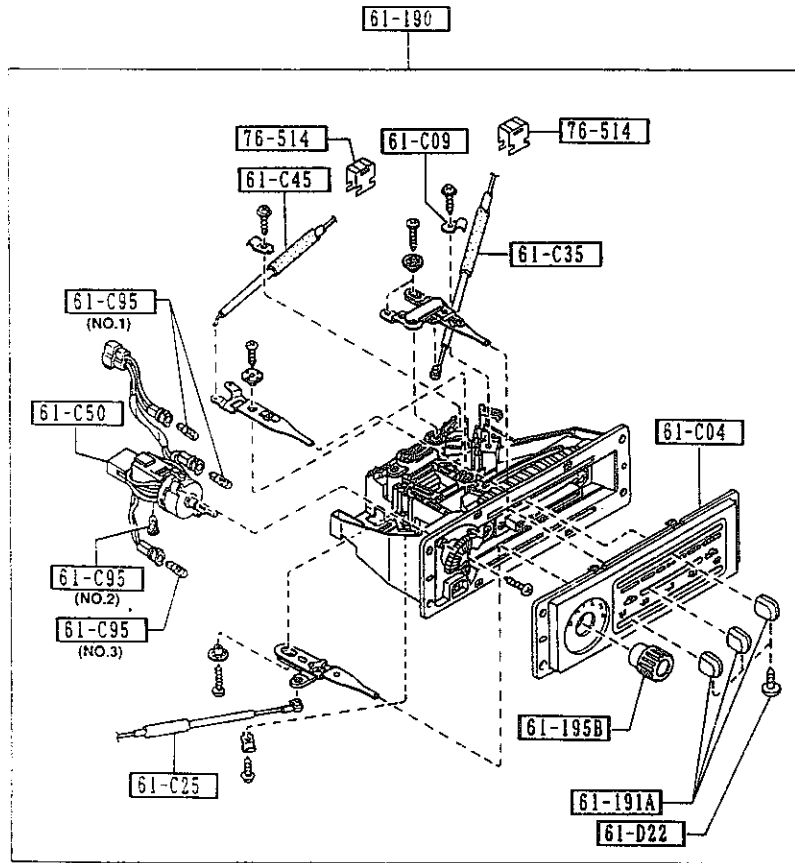
← FWD



6110 -1 * HEATER UNIT COMPONENTS

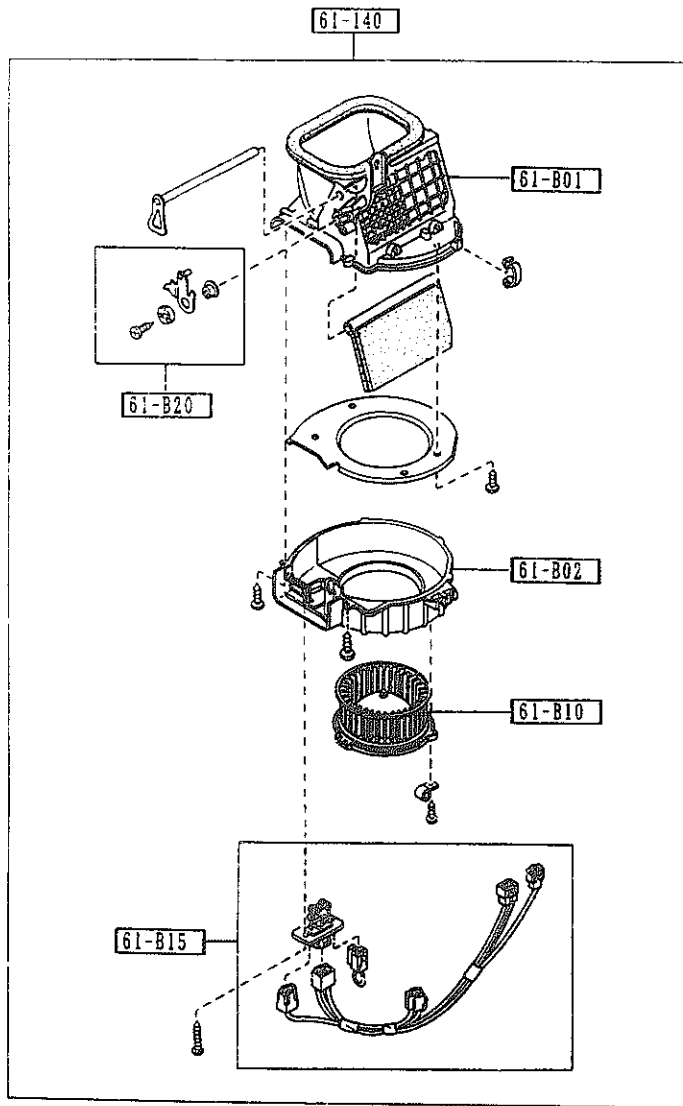
PART NO	QTY	DESCRIPTION	UNIT	REMARKS
61-A01	1	CASE 'A', HEATER UNIT		
NA01-61-A01	1			
61-A02	1	CASE 'B', HEATER UNIT		
NA01-61-A02	1			
61-A09	1	CLIP		
NA01-61-A09	1			
61-A10	1	CORE, HEATER UNIT		
NA75-61-A10	1			
61-A20	1	LINK SET, TEMP		
NA01-61-A20	1			
61-A30	1	LINK SET, MODE		
NA01-61-A30	1			
61-130	1	HEATER UNIT		
NA75-61-130	1			-7701
A (NA75-61-130A)	1			7701-
*NA75-61-130A	1			
61-221	1	HOSE, WATER		
NA01-61-A21	1			
76-406D	1	PIPE, HEATER UNIT		
NA75-61-A15	1			
7701 NA35*V-738443				

6115 HEATER CONTROLS COMPONENTS

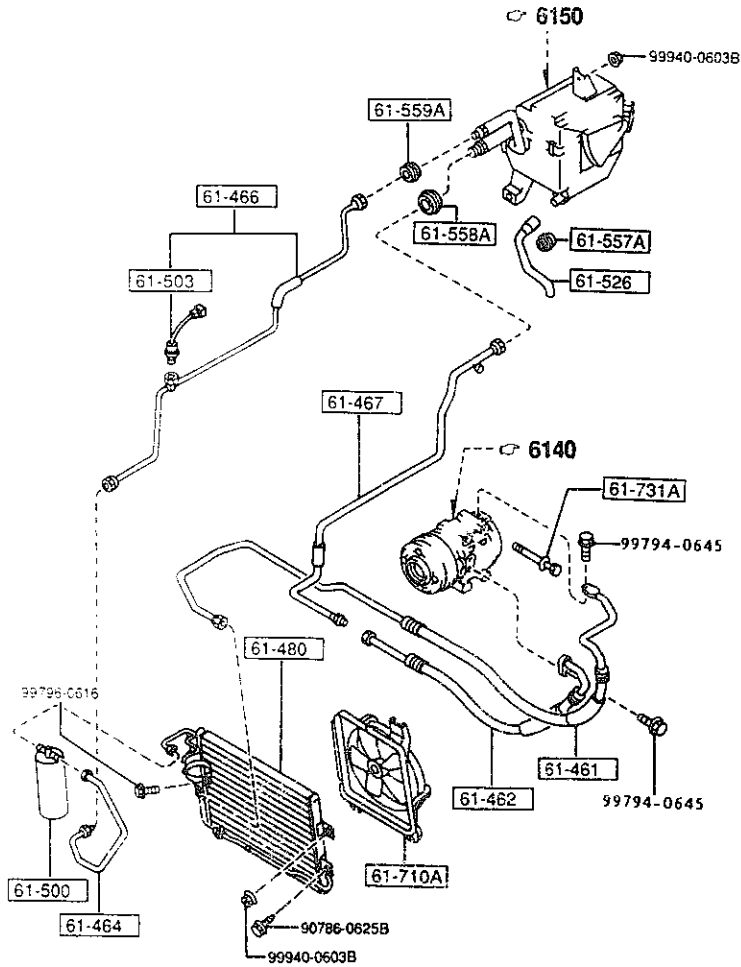


6115 -1 * HEATER CONTROL COMPONENTS

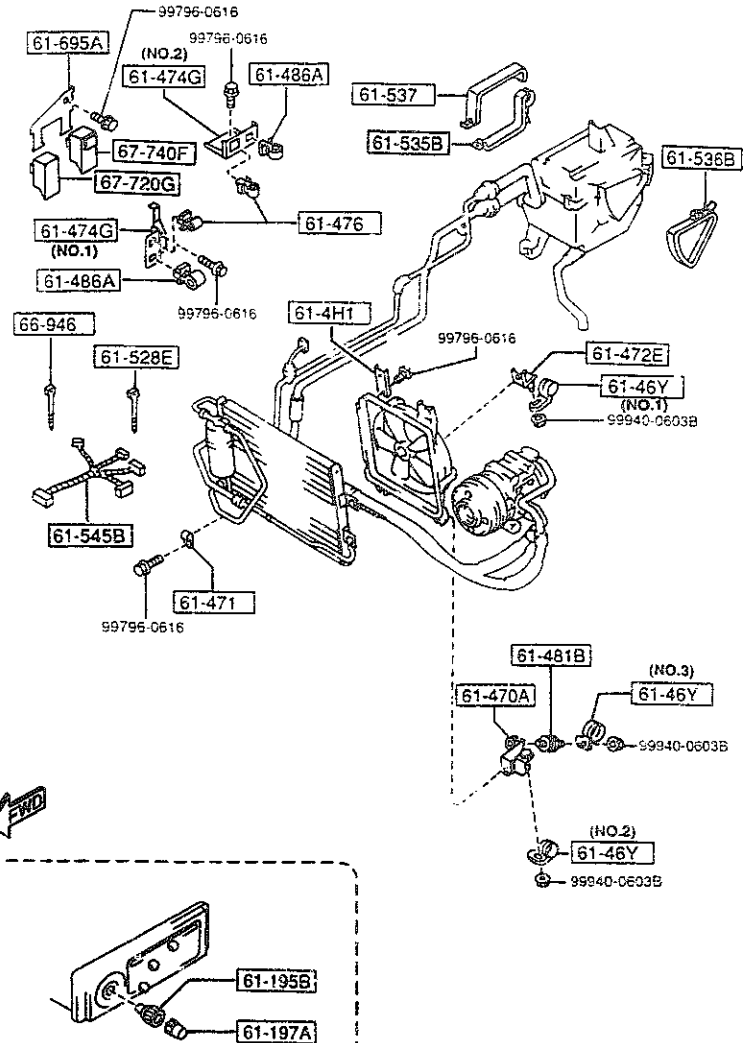
QTY	DESCRIPTION	UNIT	REMARKS
1	PANEL, PLATE-MODE CONTROL		
1	CLIP, HEATER CONTROL		
1	WIRE, TEMP. CONTROL		
1	WIRE, MODE CONTROL		
1	WIRE, RECYCLE & FRESH		
1	SWITCH, FAN-HEATER CONTROL		
2 (ILLUST. NO. 1)	BULB, MODE CONTROL		
1 (ILLUST. NO. 2)			
1 (ILLUST. NO. 3)			
3	SCREW, RR HEATER UNIT		
1	CONTROL, HEATER		
3	KNOB NO. 1		
1	KNOB, FAN SWITCH		
2	CLIP		



PART NO	QTY	MODEL RESTRICTION	MODEL RESTRICTION	MODEL RESTRICTION	QTY
61-B01		CASE 'A', BLOWER UNIT			
NA75-61-B01	1				
61-B02		CASE 'B', BLOWER UNIT			
NA01-61-B02	1				
61-B10		MOTOR, FAN-BLOWER UNIT			
NA01-61-B10	1				
61-B15		RESISTOR, BLOWER UNIT			
NA01-61-B15	1				
61-B20		LINK, RECYCLE & FRESH			
NA01-61-B20	1				
61-140		BLOWER UNIT			
NA75-61-140	1				-7701
AN(NA75-61-140A)					
*NA75-61-140A	1				7701
7701 NA55KV-738443					

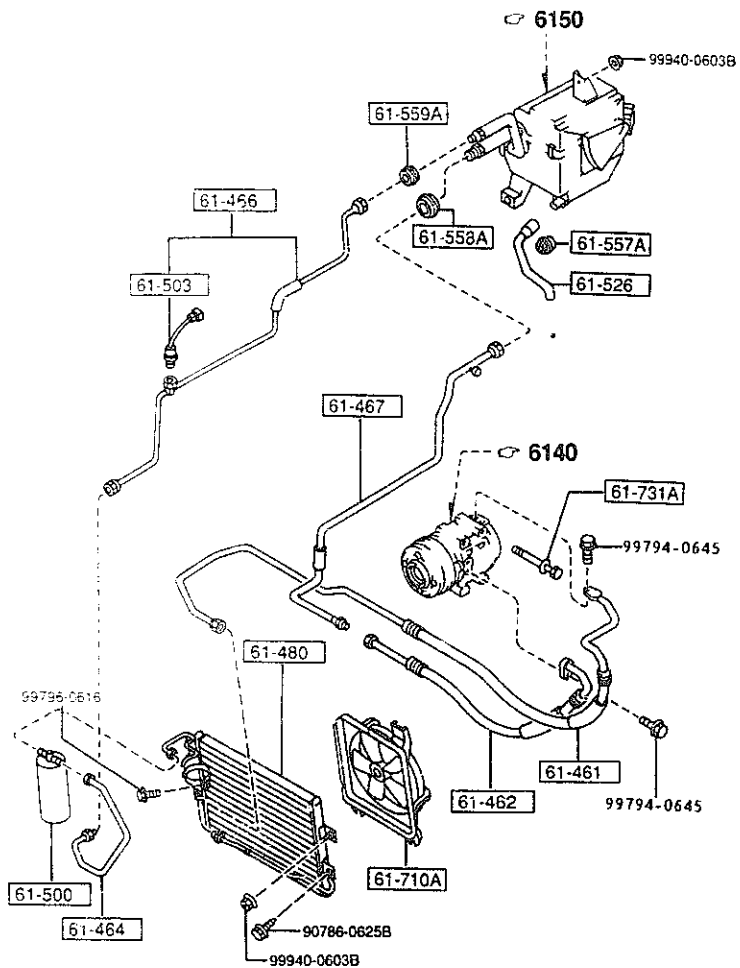


AUNA06



AUNA06

(PIPE & CONDENSER)

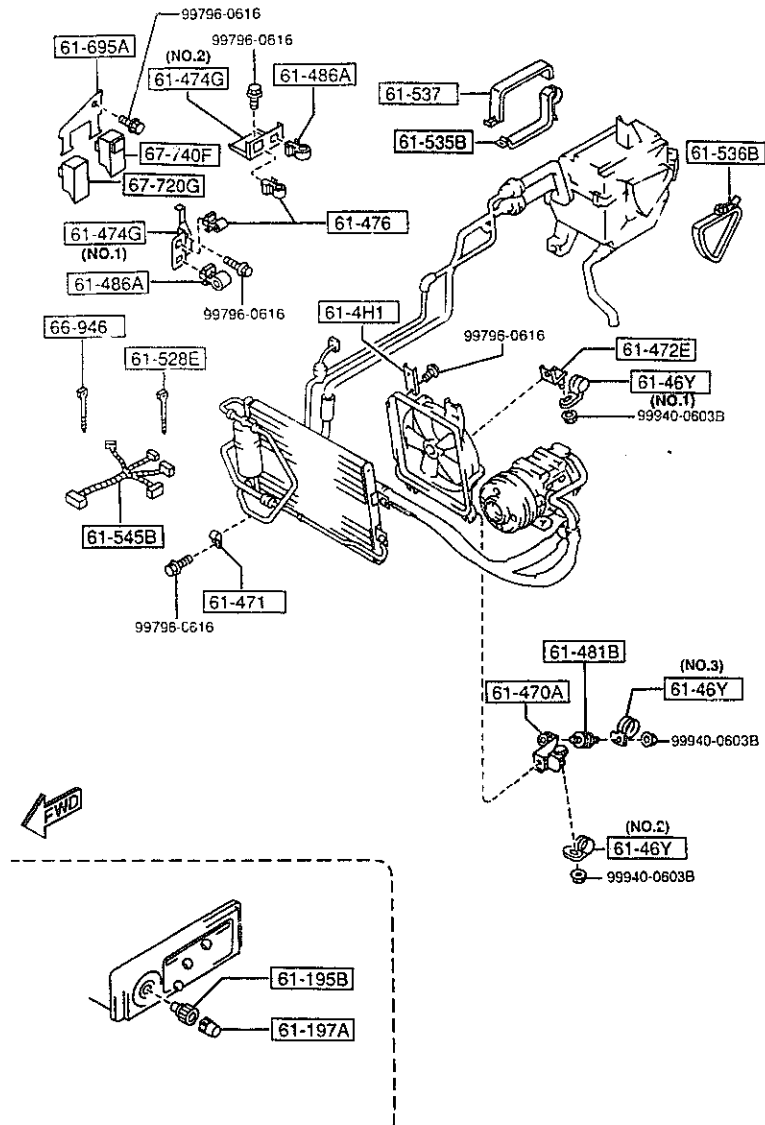


6130 -1 AIR CONDITIONER

PART NO.	QTY.	MODEL DESIGNATION	MODEL DESIGNATION	MODEL DESIGNATION	MODEL DESIGNATION
61-195B		KNOB, FAN SWITCH			
NA01-61-193	1				
61-197A		KNOB, AIR CON.			
NA01-61-197	1				
61-4H1		BRACKET, HOSE			
NA01-61-4H1	1	(A)			
61-46Y		CLIP, PIPE			
BR71-61-46Y	1	(A)			
BR76-61-46Y	1	(ILLUST. NO. 1)			
BR76-61-46Y	1	(A)			
NA01-61-46YC	1	(ILLUST. NO. 2)			
NA01-61-46YC	1	(A)			
NA01-61-46YC	1	(ILLUST. NO. 3)			
61-461		HOSE, FLEXIBLE-HIGH			
NA75-61-461	1	(A)			
61-462		HOSE, FLEXIBLE-LOW			
NA75-61-462	1	(A)			
61-464		PIPE NO. 2, COOLER			
NA75-61-467	1	(A)			
61-466		PIPE NO. 4, COOLER			
NA75-61-466AA	1	(A)			
61-467		PIPE NO. 5, COOLER			
NA75-61-468	1	(A)			
61-470A		BRACKET, HOSE			
NA02-61-471A	1	(A)			
61-471		CLIP, PIPE			
BF67-61-471	1	(A)			



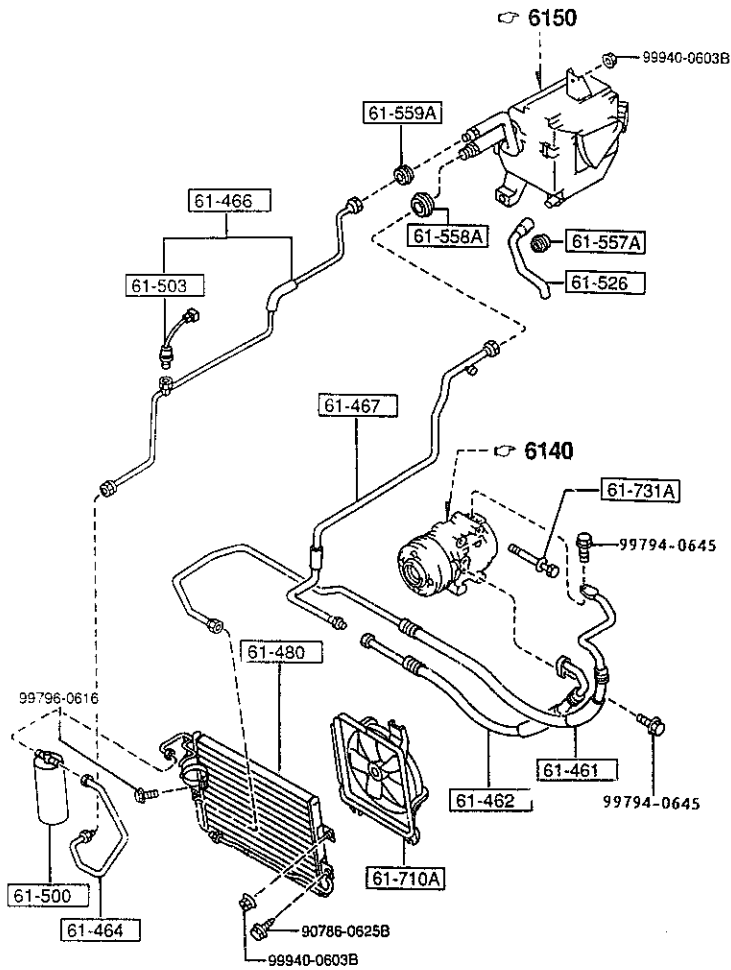
(BRACKET & CLIP)



PART NO	QTY	MODEL/RESTRICTION	MODEL/RESTRICTION	MODEL/RESTRICTION	QTY
61-472E		BRACKET, CLAMP			
NA01-61-472	1	(A)			
61-474G		BRACKET, PIPE			
NA01-61-474	1	(A)			
		(ILLUST. NO.1)			
NA02-61-474A	1	(A)			
		(ILLUST. NO.2)			
61-476		CLIP			
NA02-61-476	2	(A)			
61-480		CONDENSER			
NA75-61-480	1	(A)			
61-481B		RUBBER, INSULATOR			
FC20-61-481	1	(A)			
61-486A		CLIP			
UB39-61-486A	2				
61-500		TANK, LIQUID			
NA75-61-500	1	(A)			
61-503		SW, PRESSURE-LIQUID TANK			
GB6H-61-503	1	(G)			
61-526		HOSE, DRAIN			
NA01-61-526	1	(A)			
AN(NA01-61-526A)	1				
*NA01-61-526A	1	(A)			
61-528E		BAND			
NA01-61-435	1	(G)			
61-535B		PLATE NO.1, SEAL			
NA01-61-52YA	1	(A)			
7722 NA35*V-738852					

-7722
7722-

(PIPE & CONDENSER)



PART NO.	QTY	MODEL/RESTRICTION	MODEL/RESTRICTION	MODEL/RESTRICTION	QTY
CONT'D					
61-536B	1	PLATE NO.2,SEAL			
NA01-61-522	1	(A)			
61-537	1	PLATE NO.3,SEAL			
NA01-61-529	1	(A)			
61-545B	1	HARNES, WIRE			
NA75-61-545A	1	(A)			
61-557A	1	GROMMET			
FB04-61-557	1	(A)			
61-558A	1	GROMMET			
BF67-61-558	1	(A)			
61-559A	1	GROMMET			
BF67-61-559	1	(A)			
61-695A	1	BRACKET, RELAY			
NA75-61-695	1	(A)			
61-710A	1	FAN, CONDENSER			
NA01-61-710	1	(A)			
61-731A	4	BOLT, AIR CON.			
B111-61-731	4				
66-946	1	BAND			
NA02-61-435	1	(A)			
67-720G	1	RELAY, TRANSFER			
EE12-67-720	1				

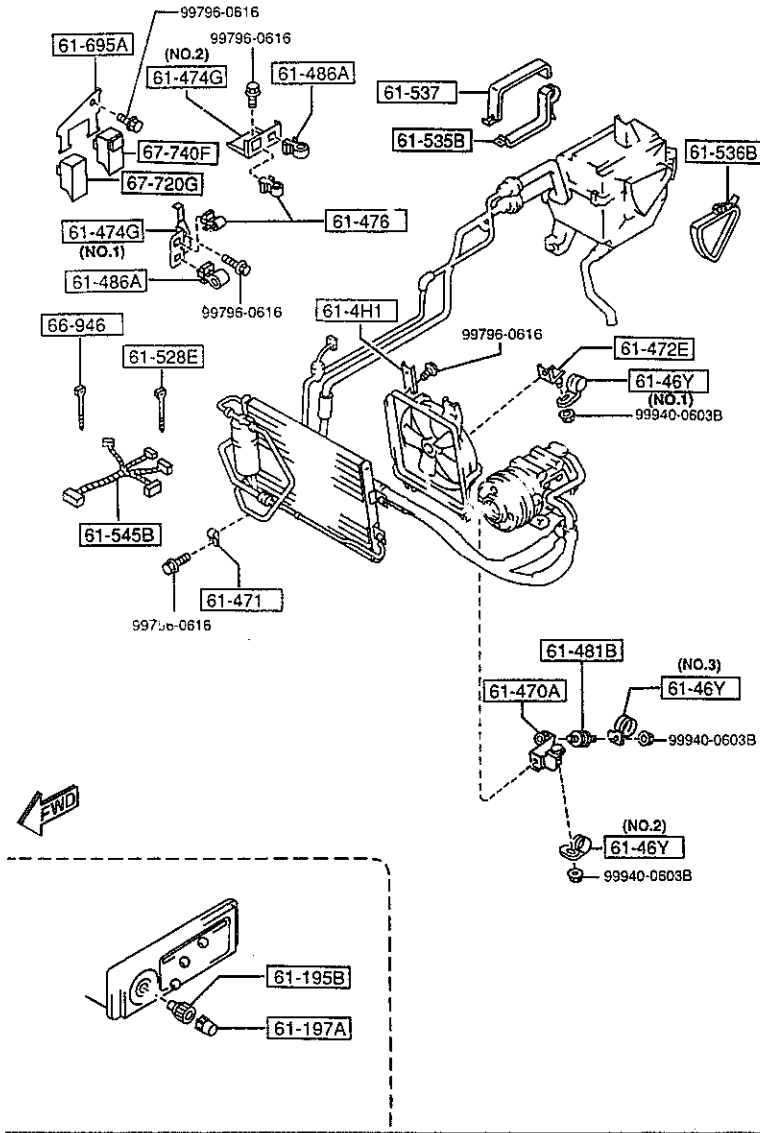


AUNA06

CAT. AUNA06-03

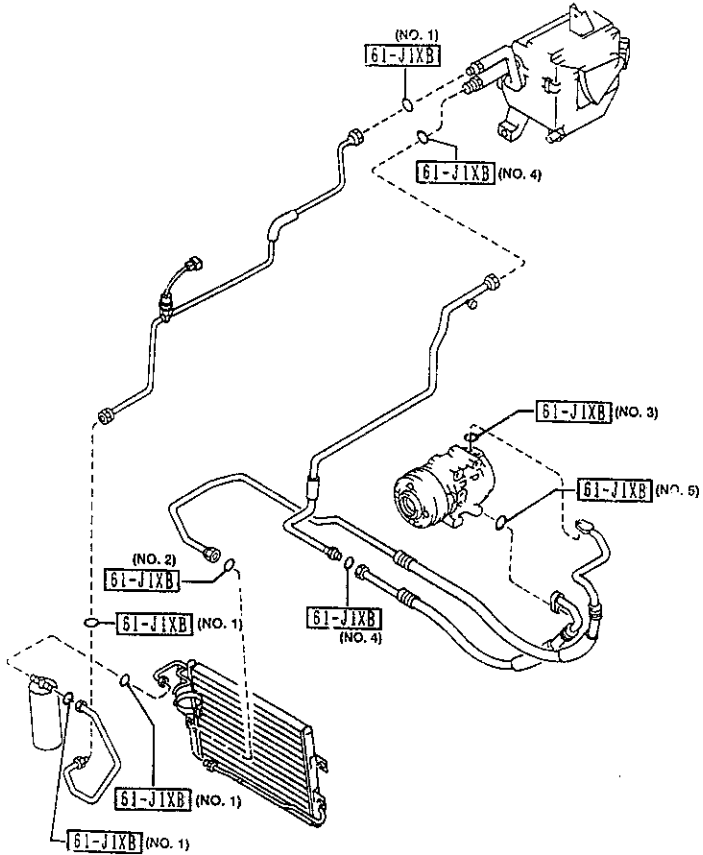
1998-07

(BRACKET & CLIP)



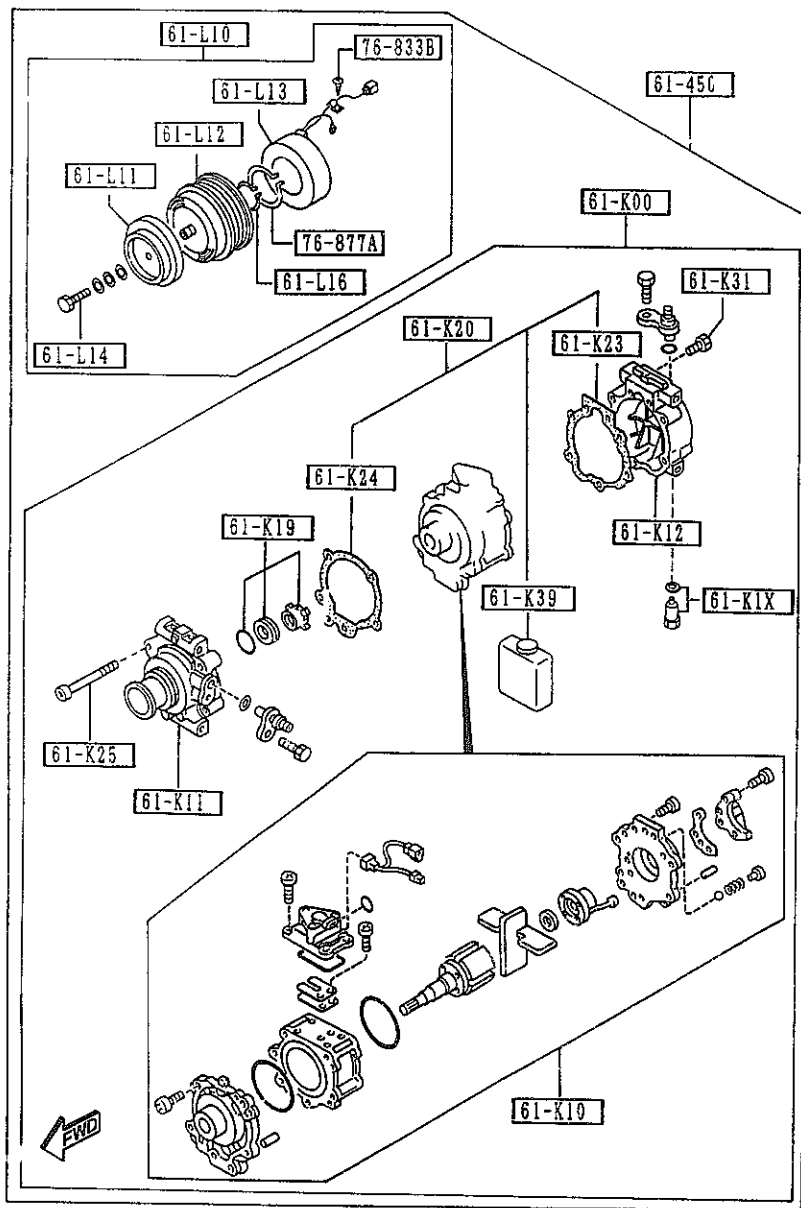
6130 -4 * AIR CONDITIONER

PART NO.	QTY	MODEL/RESTRICTION	MODEL/RESTRICTION	MODEL/RESTRICTION	FROM-TO
67-740F		CONTROL ,COOLANT FAN			
H450-67-740	1	30A			



(Note)
The p/no (NO. 1) ~ (NO. 5) with D-code 61-J1XB consist 10 pcs of O Rings.

PART NO.	QTY	MODEL/RESTRICTION	MODEL/RESTRICTION	MODEL/RESTRICTION	QTY
61-J1XB		RING, 'O'-NO.3			
LB51-61-J1X	1	(E) (ILLUST. NO.1)			
LB54-61-J1X	1	(E) (ILLUST. NO.2)			
LB55-61-J1X	1	(E) (ILLUST. NO.3)			
LB56-61-J1X	1	(E) (ILLUST. NO.4)			
LB57-61-J1X	1	(E) (ILLUST. NO.5)			



PART NO.	QTY	MODEL/RESTRICTION	MODEL/RESTRICTION	MODEL/RESTRICTION	LEAD IN
61-K00	1	COMPRESSOR, AIR CON. (A)			
NA75-61-K00					
61-K1X	1	VALVE, RELIEF (A)			
NA75-61-K1X					
61-K10	1	SHAFT, CYL.-COMPRESSOR (A)			
NA75-61-K10					
61-K11	1	HEAD, CYL.-COMPRESSOR (A)			
NA75-61-K11					
61-K12	1	HEAD, CYL.-COMPRESSOR (A)			
NA75-61-K12					
61-K19	1	SEAL, SHAFT-COMPR. (A)			
NA75-61-K19					
61-K20	1	GASKET KIT, COMPRESSOR (A)			
NA75-61-K2X					
61-K23	1	PLUG, COMPRESSOR (A)			
NA75-61-K23					
61-K24	1	GASKET, COMPRESSOR (A)			
NA02-61-K24					
61-K25	5	BOLT, COMPRESSOR-AIR CON.			
F065-61-K25					
61-K31	2	BOLT, COMPRESSOR			
F065-61-K31					
61-K39	1	OIL, COMPRESSOR (A)			
NA75-61-K39					

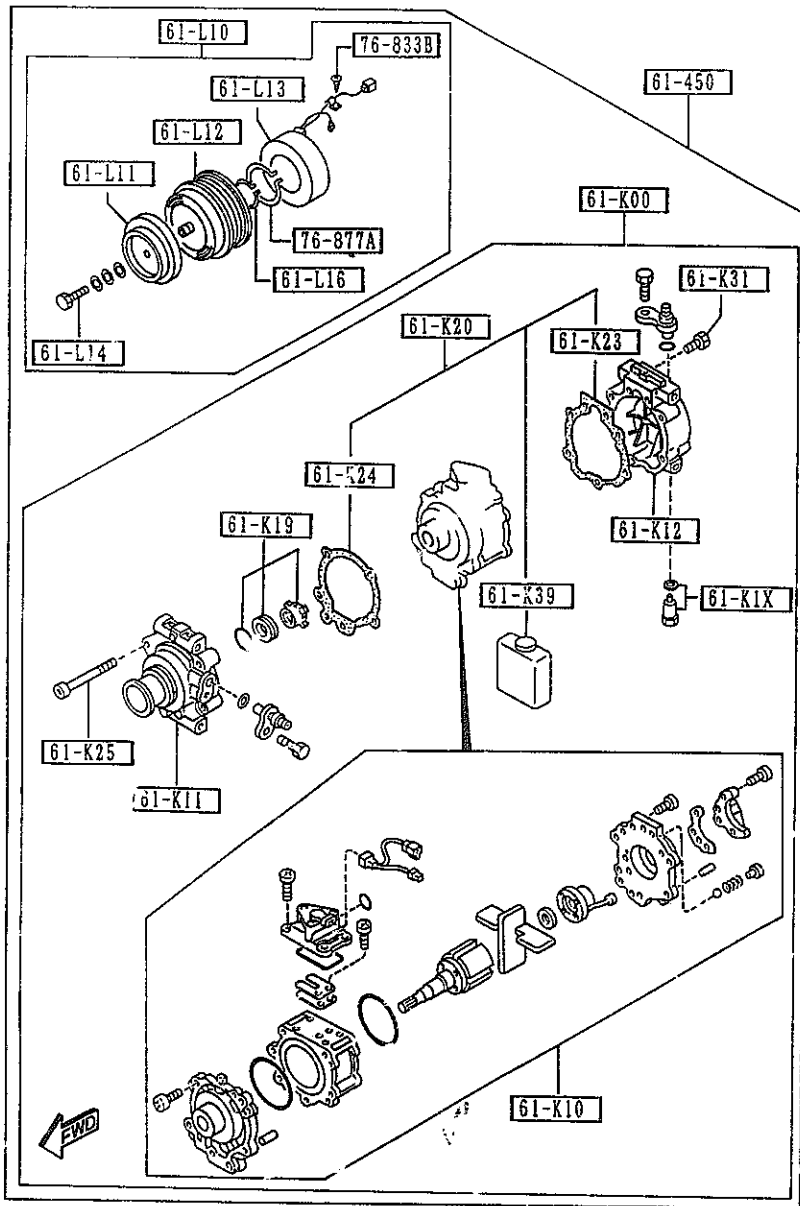
AUNA06

CAT. AUNA06-03

1998-07

6140 AIR CONDITIONING COMPRESSOR COMPONENTS

6140 -2 * AIR CONDITIONING COMPRESSOR COMPONENTS

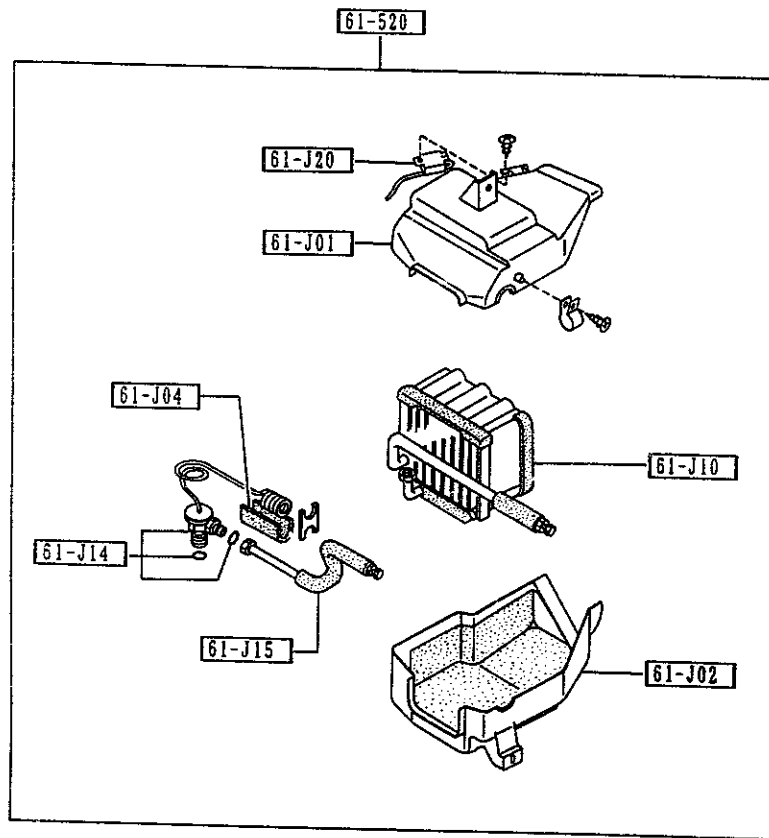


PART NO.	QTY	MODEL/RESTRICTION	MODEL/RESTRICTION	MODEL/RESTRICTION	FIGURE
61-L10 NA75-61-L10	1	CLUTCH, MAGNET (A)			
61-L11 NA75-61-L11	1	ARMATURE, MAGNETIC CL UTCH (A)			
61-L12 NA75-61-L12	1	PULLEY, MAGNET CLUTCH (A)			
61-L13 NA75-61-L13	1	COIL, FIELD-MAGNET CL UTCH (A)			
61-L14 F065-61-L14	1	BOLT, MAGNET CLUTCH			
61-L16 F065-61-L16	1	RING, SNAP-MAGNET CLU TCH			
61-450 NA75-61-450	1	COMPRESSOR (A)			
76-833B B001-76-734	1	WASHER			
76-877A B001-76-725	1	RING, SNAP			

AUNA06

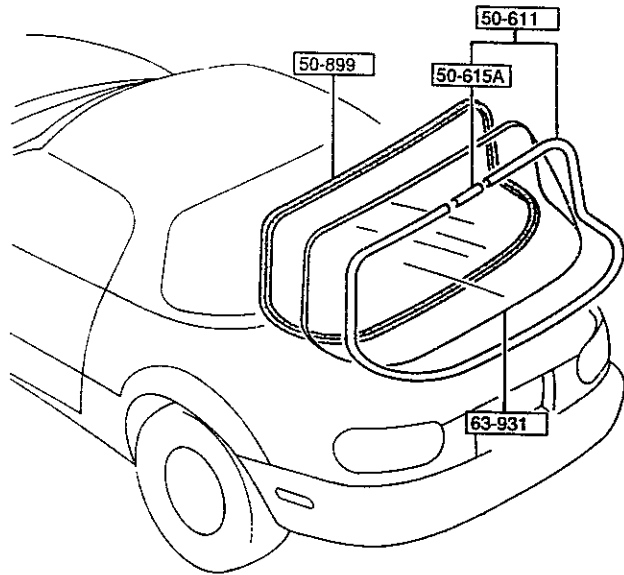
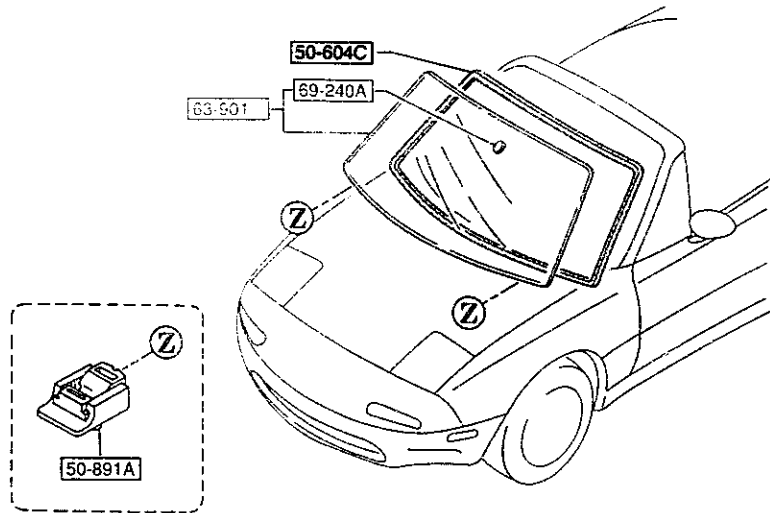
CAT. AUNA06-03

1998-07



PART NO.	QTY	MODEL/RESTRICTION	MODEL/RESTRICTION	MODEL/RESTRICTION	FIGURE
61-J01 NA01-61-J01A	1	CASE*A*, COOLING UNIT (A)			
61-J02 NA01-61-J02A	1	CASE*B*, COOLING UNIT (A)			
61-J04 NA01-61-J04	1	SEAL, COOLING UNIT (A)			
61-J10 NA01-61-J10A	1	EVAPDRATOR (A)			
61-J14 NA75-61-J14	1	VALVE, EXPANSION (E)			
61-J15 NA01-61-J15	1	PIPE, COOLING UNIT (A)			
61-J20 NA01-61-J20	1	THERMOSTAT, COOLING U NIT (A)			
61-520 NA75-61-520B	1	UNIT, COOLING (A)			



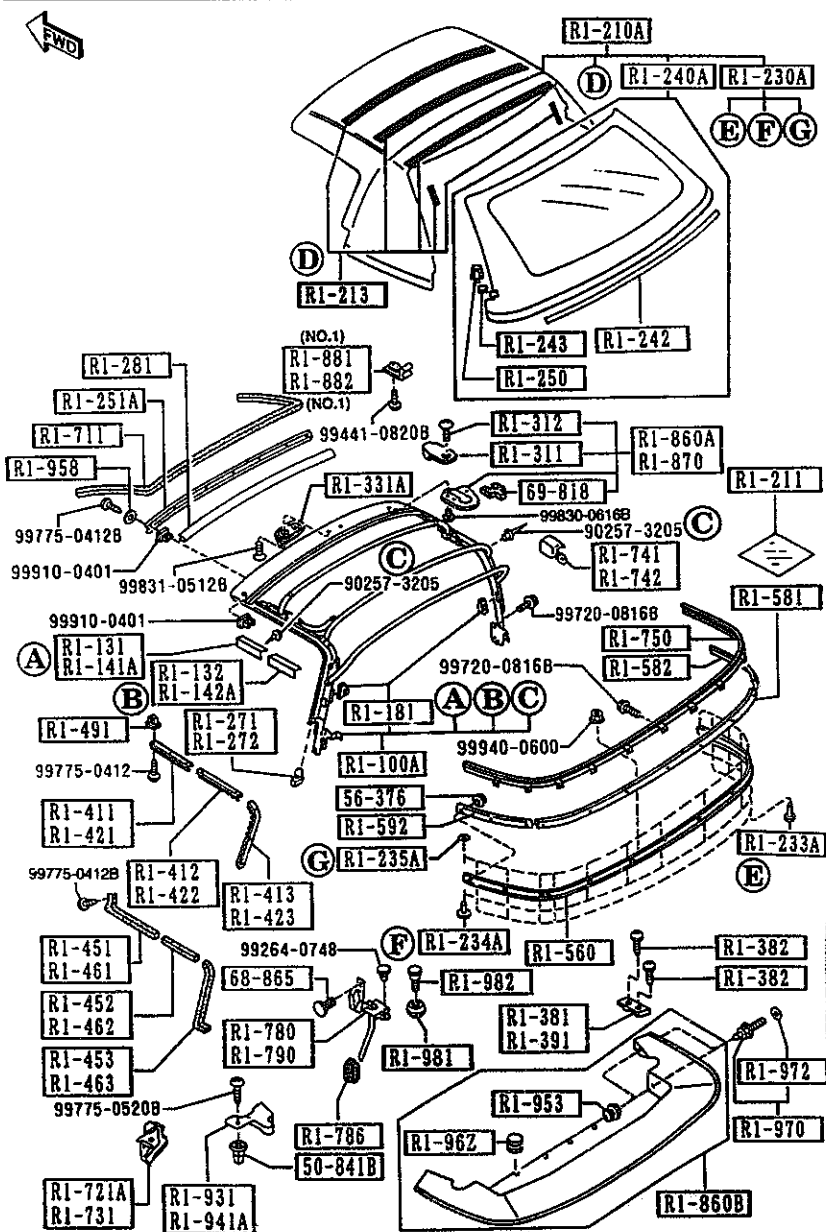


AUNA06

PART NO	QTY	MODEL/RESTRICTION	MODEL/RESTRICTION	MODEL/RESTRICTION	REMARKS
50-604C NA01-50-894A	1	DAM			
50-611 NA01-63-930	1	MOULD,RR.WINDOW (W/DETACHABLE HARD TOP)			
50-615A NA01-63-934	1	JOINT,BACK WINDOW MOLD (W/DETACHABLE HARD TOP)			
50-891A EA01-50-891A	2	SPACER,WINDOW WHITE			-6901
50-891A E040-50-891	2	WHITE			6901-
50-899 NA01-63-895	1	DAM,REAR-WIND. (W/DETACHABLE HARD TOP)			
63-901 NB39-63-900 AN(NB39-63-900A)	1	GLASS,WINDSHIELD			-6910
63-900A NB39-63-900A	1				6910-
63-931 NB40-63-931	1	GLASS,BACK WINDOW (W/DETACHABLE HARD TOP)			
69-240A BC1C-69-240	1	BASE,INTERIOR MIRROR			
6901 NA35*V-720297 6910 NA35*V-720303					

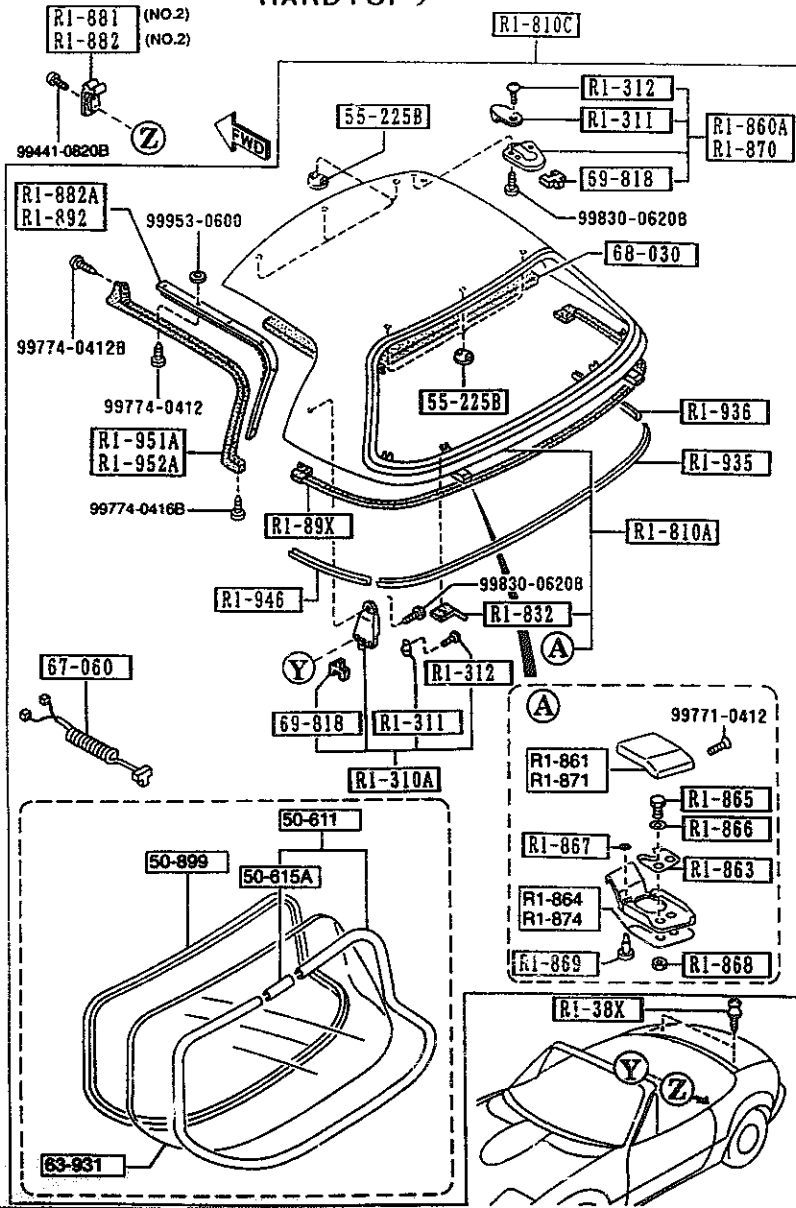
CAT. AUNA06-03

1998-07

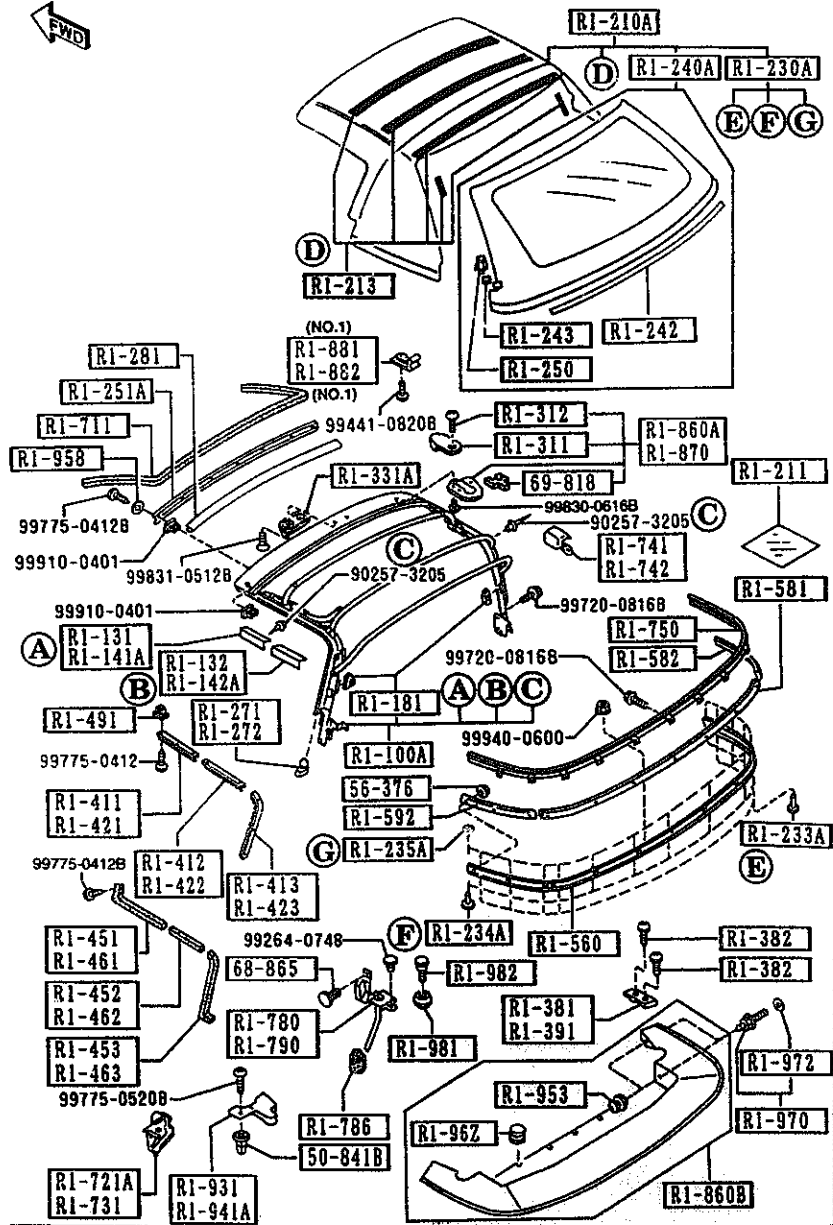


AUNA06

(W/ DETACHABLE HARDTOP)



AUNA06



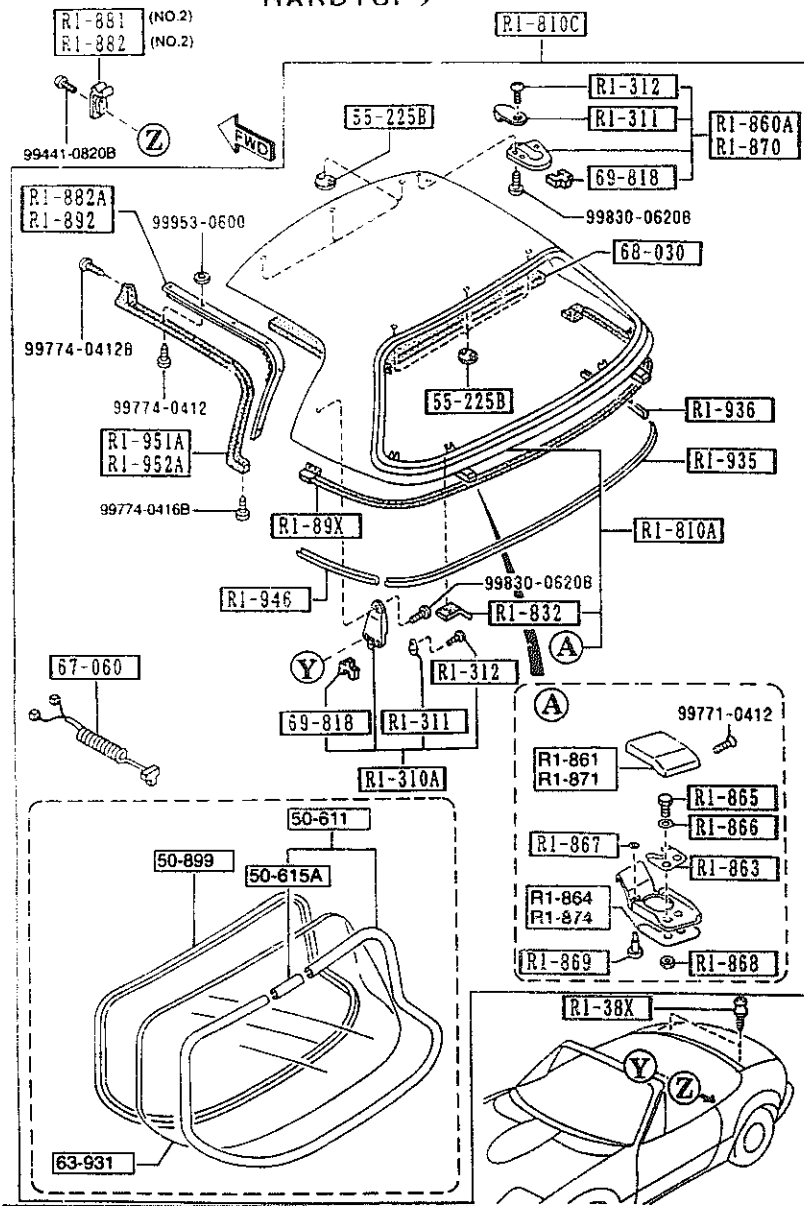
AUNA06

PART NO.	QTY	MODEL/RESTRICTION	MODEL/RESTRICTION	MODEL/RESTRICTION	FROM
RI-100A		LINK,SOFT TOP			
NA01-RI-100E	1				
RI-131		PROTECTOR'A'(R),LINK			
NA01-RI-131	1				
RI-132		PROTECTOR'B'(R),LINK			
NA01-RI-132	1				
RI-141A		PROTECTOR'A'(L),LINK			
NA01-RI-141	1				
RI-142A		PROTECTOR'B'(L),LINK			
NA01-RI-142	1				
RI-181		STOPPER,LINK-HOOD			
NA01-RI-181	2				
RI-210A		FABRIC, TOP-SOFT TOP			
NA01-RI-210L AN(NA01-RI-210M)	1	BASE, P.E.GR, R-PKG, T-PKG, (BLACK)			6801
NA02-RI-210E AN(NA02-RI-210F)	1	F-SV, L-PKG, (TAN)			6801
NA01-RI-210M	1	BASE, P.E.GR, R-PKG, T-PKG, (BLACK)			6801-
NA02-RI-210F	1	F-SV, L-PKG, (TAN)			6801-
RI-211		CLOTH,REPAIR-TOP			
NA1-RI-211	1	BASE, P.E.GR, R-PKG, T-PKG, (BLACK)			
NA1-RI-211	1	F-SV, L-PKG, (TAN)			
RI-213		CLOTH'C',TOP			
NA02-RI-213	1	F-SV, L-PKG, (TAN)			
RI-230A		FASTENER SET,TOP CLO TH			
NA01-RI-230	1				
6801 NA35RV-719630					

CAT. AUNA06-03

1998-07

(W/DETACHABLE HARDTOP)

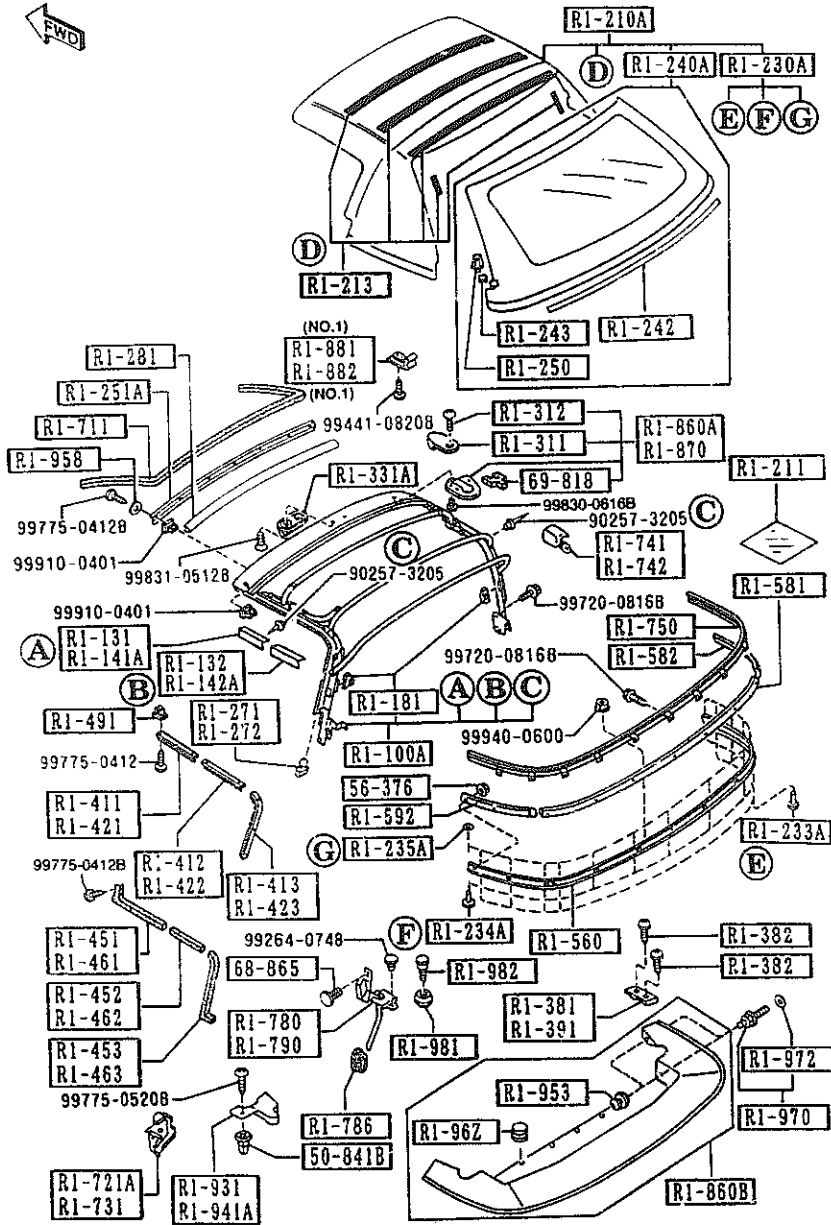


AUNA06

PART NO	QTY	DESCRIPTION	REF ID	GROUP
R1-233A	8	FASTENER,RAIN RAIL-SIDE		
NA01-R1-233				
R1-234A	7	FASTENER,RAIN RAIL-REAR		
NA01-R1-234				
R1-235A	15	WASHER,FASTENER-RAIN RAIL		
NA01-R1-235				
R1-240A	1	WINDOW,BACK-D. TOP		
NA01-R1-240				
NA01-R1-240G	1	BASE, P.E.GR. R-PKG. T-PKG. (BLACK)		
NA02-R1-240D	1	F-SV, L-PKG. (TAN)		
R1-242	1	TAPE,SEAL-RAIN RAIL		
NA01-R1-242				
R1-243	2	STOPPER,ZIPPER-BACK WINDOW		
NA01-R1-243				
R1-250	1	HEAD,ZIPPER-BACK WINDOW		
NA01-R1-250B				
R1-251A	1	PLATE(FRT),SET-ROOF PANEL		
NA01-R1-251				
R1-271	1	CLIP(R),FORM PLATE		
NA01-R1-271				
R1-272	1	CLIP(L),FORM PLATE		
NA01-R1-272				
R1-281	1	WELT,SEAMING-SOFT TOP		
NA01-R1-281				
R1-310A	2	LOCK,DETACHABLE TOP		
NA02-R1-310E		(W/DETACHABLE HARD TOP)		
R1-311		CAP, TOP LOCK		

CAT. AUNA06-03

1998-07



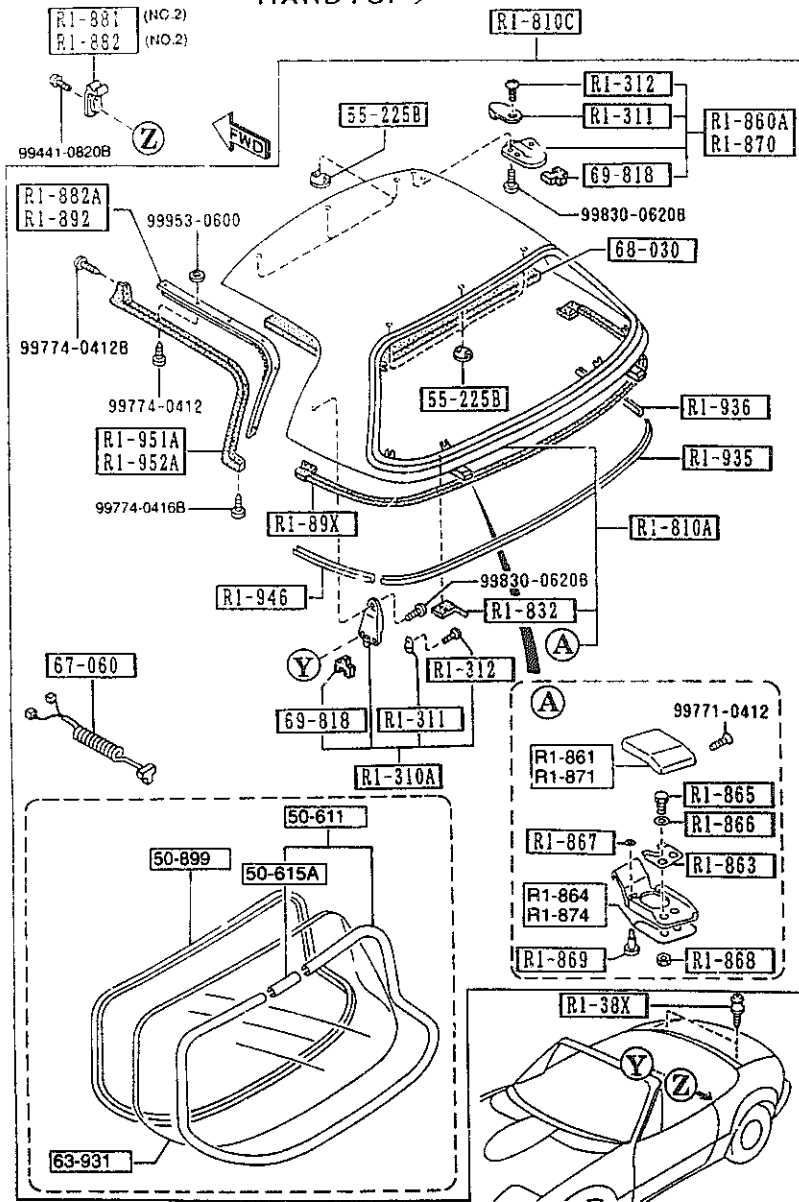
ITEM NO	QTY	DESCRIPTION	UNIT
CONT'D			
NA01-R1-311	2	(W/O DETACHABLE HARD TOP)	
NA01-R1-311	6	(W/DETACHABLE HARD TOP)	
		+-----+	
		R1-312	
		+-----+	
NA01-R1-312	2	(W/O DETACHABLE HARD TOP)	
NA01-R1-312	6	(W/DETACHABLE HARD TOP)	
		+-----+	
		R1-331A	
		+-----+	
NA01-R1-331	1	HANDLE, SOFT TOP	
		+-----+	
		R1-38X	
		+-----+	
NA01-R1-38XB	2	HOOK, SOFT TOP-REAR DECK	
		+-----+	
		R1-381	
		+-----+	
NA01-R1-381B	1	PLATE(R), HOOK-REAR DECK	
		+-----+	
		R1-382	
		+-----+	
NA01-R1-382A	2	SCREW, HOOK-REAR DECK	
		+-----+	
		R1-391	
		+-----+	
NA01-R1-391B	1	PLATE(L), HOOK-REAR DECK	
		+-----+	
		R1-411	
		+-----+	
NA01-R1-461	1	RETAINER'A'(R), WTHST P	
		+-----+	
		R1-412	
		+-----+	
NA01-R1-462	1	RETAINER'B'(R), WTHST P	
		+-----+	
		R1-413	
		+-----+	
NA01-R1-463	1	RETAINER'C'(R), WTHST P	
		+-----+	
		R1-421	
		+-----+	
NA01-R1-471	1	RETAINER'A'(L), WTHST P	
		+-----+	
		R1-422	
		+-----+	
NA01-R1-472	1	RETAINER'B'(L), WTHST P	
		+-----+	
		R1-423	
		+-----+	
NA01-R1-472	1	RETAINER'C'(L), WTHST P	

AUNA06

CAT. AUNA06-03

1998-07

(W / DETACHABLE
HARDTOP)

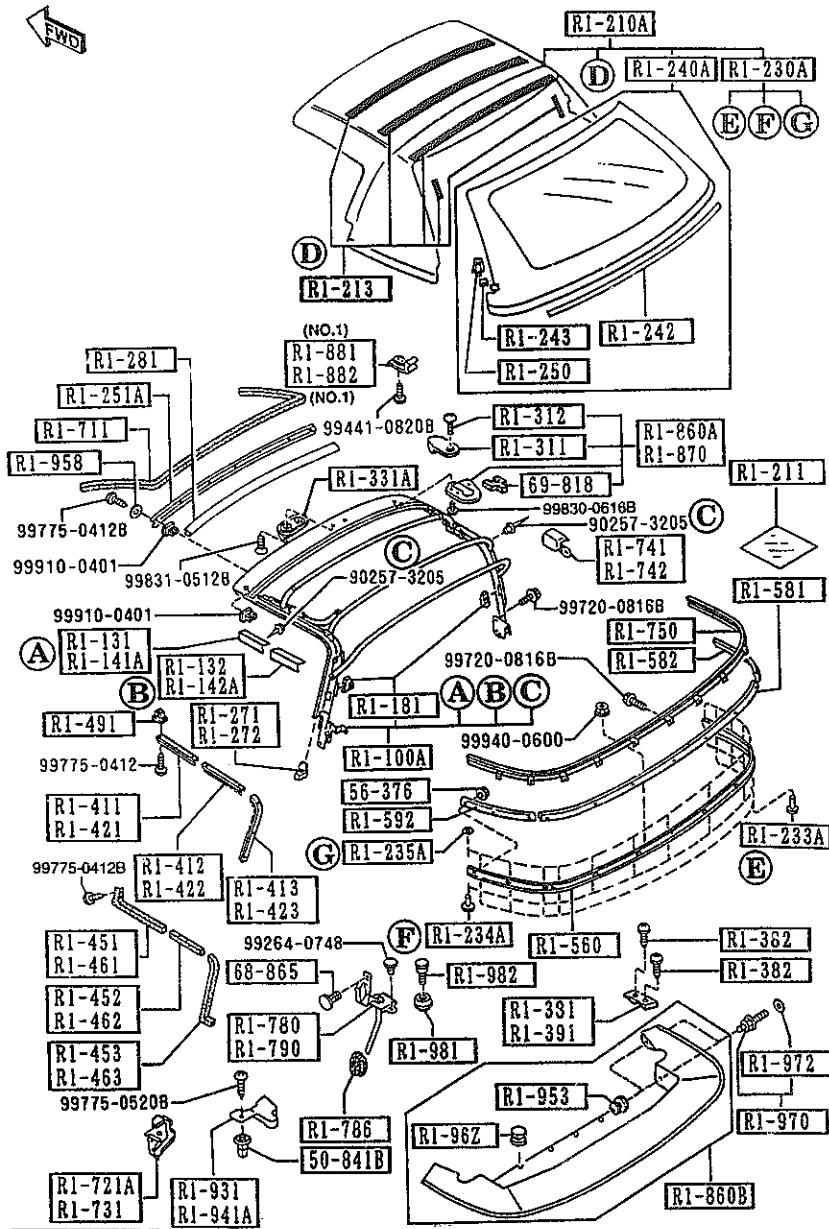


AUNA06

PART NO	QTY	DESCRIPTION	MODEL YEAR	MODEL
CONT'D				
NA01-R1-473	1			
+-----+ R1-451 +-----+		WTHST NO.1(R).LINK		
NA01-R1-411B AN(NA01-R1-411C)	1			-6909
NA01-R1-411C	1			6909-
+-----+ R1-452 +-----+		WTHSTP NO.2(R).LINK		
NA01-R1-412B AN(NA01-R1-412C)	1			-6909
NA01-R1-412C	1			6909-
+-----+ R1-453 +-----+		WTHSTP NO.3(R).LINK		
NA01-R1-413B AN(NA01-R1-413C)	1			-6819
NA01-R1-413C	1			6819-
+-----+ R1-461 +-----+		WTHSTP NO.1(L).LINK		
NA01-R1-421B AN(NA01-R1-421C)	1			-6909
NA01-R1-421C	1			6909-
+-----+ R1-462 +-----+		WTHSTP NO.2(L).LINK		
NA01-R1-422B AN(NA01-R1-422C)	1			-6909
NA01-R1-422C	1			6909-
+-----+ R1-463 +-----+		WTHSTP NO.3(L).LINK		
NA01-R1-423B AN(NA01-R1-423C)	1			-6819
NA01-R1-423C	1			6819-
+-----+ R1-491 +-----+		GROMMET,SCREW-RETAIN ER		
NA01-R1-491	16			
+-----+ R1-560 +-----+		RAIL,RAIN-SOFT TOP R EAR		
NA01-R1-560C	1			
+-----+ R1-581 +-----+		PLATE(C),SET-TOP FAB RIC		
NA01-R1-581B	1			-6901
NA01-R1-581C	1			6901-
6819 NA35*V-719802 6901 NA35*V-720297 6909 NA35*V-720301				

CAT. AUNA06-03

1998-07



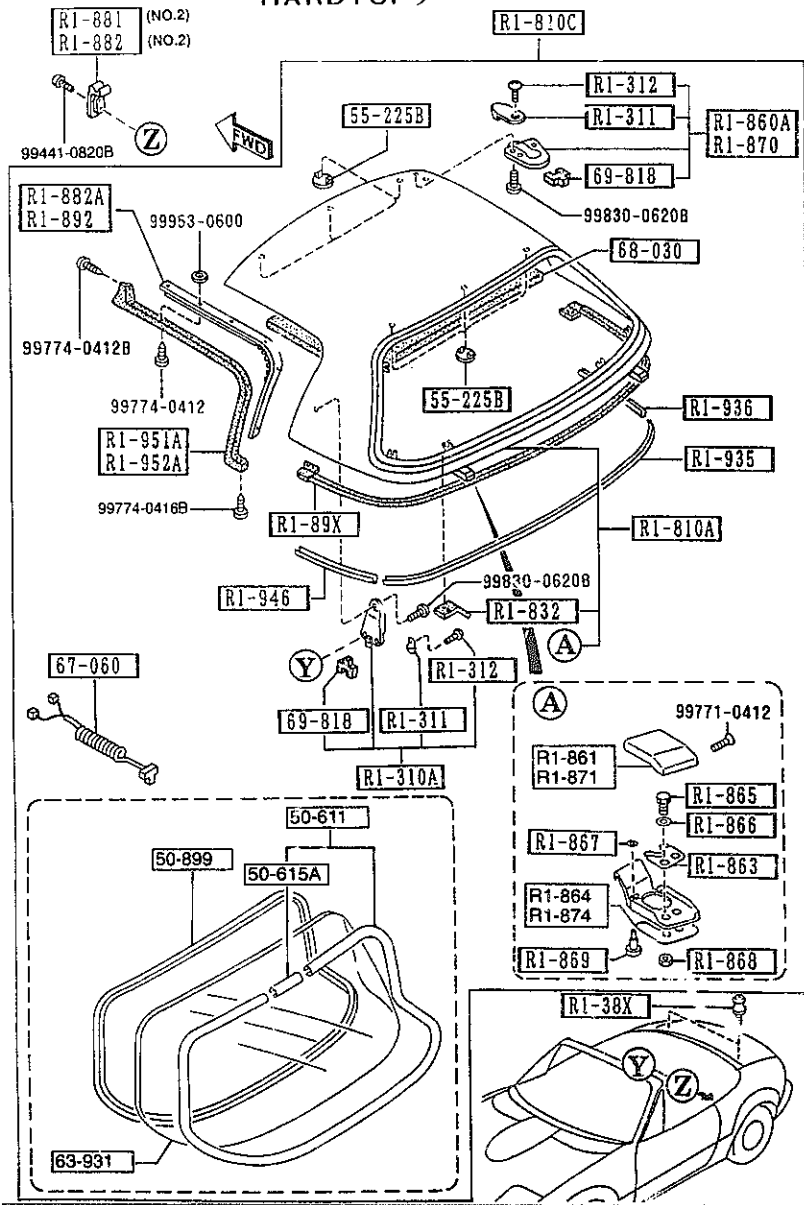
AUNA06

PART NO	QTY	MODEL/RESTRICTION	MODEL/RESTRICTION	MODEL/RESTRICTION	QTY
RI-582	1	PLATE(R),SET-TOP FABRIC			-6901
NA01-RI-582A	1				6901-
NA01-RI-582B	1				
RI-592	1	PLATE(L),SET-TOP FABRIC			-6901
NA01-RI-592A	1				6901-
NA01-RI-592B	1				
RI-711	1	WTHSTP,FRONT HEADER			
NA01-RI-711B	1				
RI-721A	1	WTHSTP(R),CAB SIDE			-6A01
NA01-RI-721B	1				6A01-
AN(NA01-RI-721C)	1				
NA01-RI-721C	1				
RI-731	1	WTHSTP(L),CAB SIDE			-6A01
NA01-RI-731B	1				6A01-
AN(NA01-RI-731C)	1				
NA01-RI-731C	1				
RI-741	1	PROTR(R),MOULD-BELT LINE			
NA01-RI-741B	1				
RI-742	1	PROTR(L),MOULD-BELT LINE			
NA01-RI-742C	1				
RI-750	1	MOULD,BELTLINE-REAR			
NA01-RI-750E	1				
RI-780	1	COVER(R),DRAIN-SOFT TOP			-7717
NA01-RI-780C	1				7717-
A (NA01-RI-780D)	1				
*NA01-RI-780D	1				
RI-786	2	GROMMET,DRAIN HOSE-TOP			
NA01-RI-786A	2				
RI-790	1	COVER(L),DRAIN-SOFT TOP			-7717
NA01-RI-790C	1				
A (NA01-RI-790D)	1				
6901		NA35*V-720297			
6A01		NA35*V-720311			
7717		NA35*V-738778			

CAT. AUNA06-03

1998-07

(W/DETACHABLE HARDTOP)

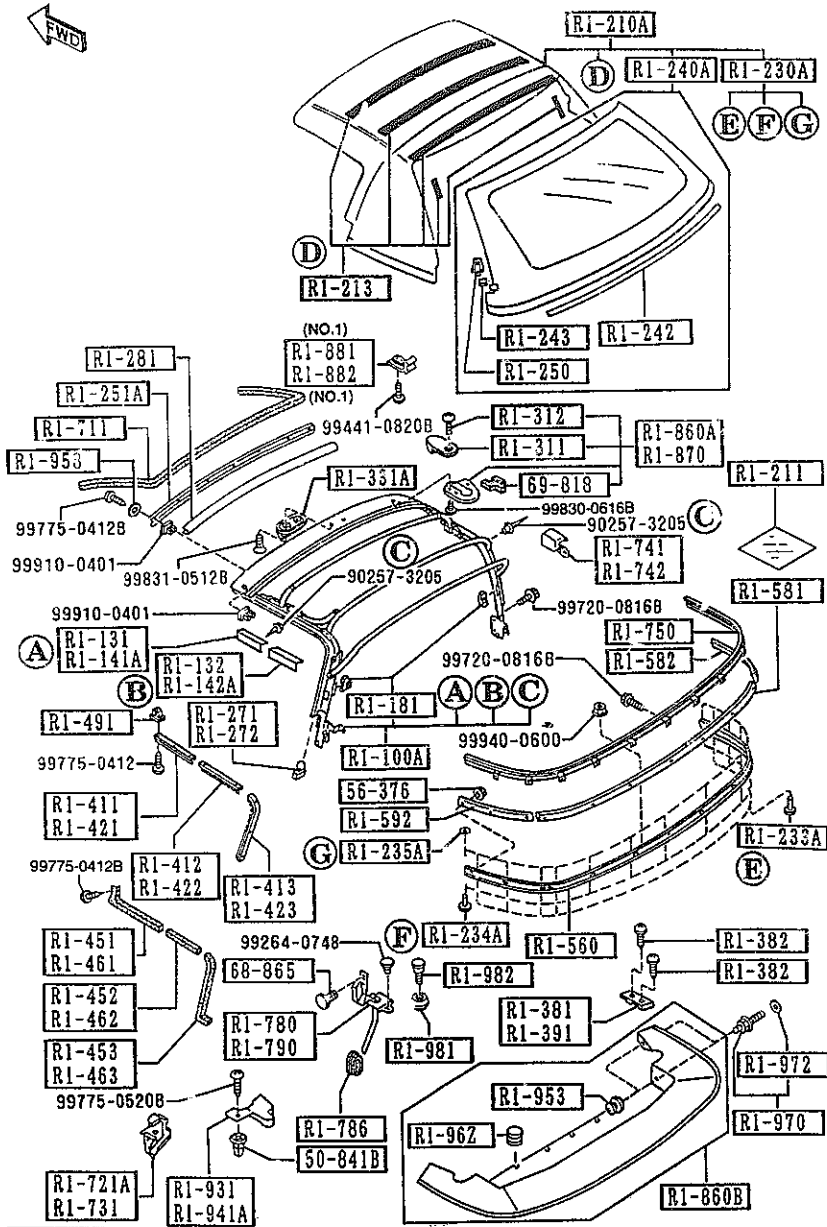


AUNA06

PART NO.	QTY	MODEL/RESTRICTION	MODEL/RESTRICTION	MODEL/RESTRICTION	TEXT ID
CONT'D					
*NA01-RI-7900	1				7717-
+-----+					
RI-810A		PANEL, ROOF			
+-----+					
NA06-RI-82X	1	(W/DETACHABLE HARD TOP)			-6C10
A5	EXT-	A5 SATELLITE BLUE MC			
HU	EXT-	HU NEO GREEN			
M3	EXT-	M3 MONTEGO BLUE M			
PT	EXT-	PT CHAST WHITE			
PZ	EXT-	PZ BRILLIANT BLACK			
SU	EXT-	SU CLASSIC RED			
NA06-RI-82XB	1	(W/DETACHABLE HARD TOP)			6C10-
A5	EXT-	A5 SATELLITE BLUE MC			
HU	EXT-	HU NEO GREEN			
* M3	EXT-	M3 MONTEGO BLUE M			
PT	EXT-	PT CHAST WHITE			
PZ	EXT-	PZ BRILLIANT BLACK			
SU	EXT-	SU CLASSIC RED			
Z3	EXT-	Z3 MARINA GREEN MC			
S7	EXT-	S7 TWILIGHT BLUE			
+-----+					
RI-810C		ROOF, DETACHABLE TOP			
+-----+					
NB40-RI-810	1	(W/DETACHABLE HARD TOP)			-6C10
A5	EXT-	A5 SATELLITE BLUE MC			
HU	EXT-	HU NEO GREEN			
M3	EXT-	M3 MONTEGO BLUE M			
PT	EXT-	PT CHAST WHITE			
PZ	EXT-	PZ BRILLIANT BLACK			
SU	EXT-	SU CLASSIC RED			
NB40-RI-810B	1	(W/DETACHABLE HARD TOP)			6C10-7901
A5	EXT-	A5 SATELLITE BLUE MC			
HU	EXT-	HU NEO GREEN			
M3	EXT-	M3 MONTEGO BLUE M			
PT	EXT-	PT CHAST WHITE			
6C10 NA35*V-726284 7717 NA35*V-738778 7901 NA35*V-739040					

CAT. AUNA06-03

1998-07



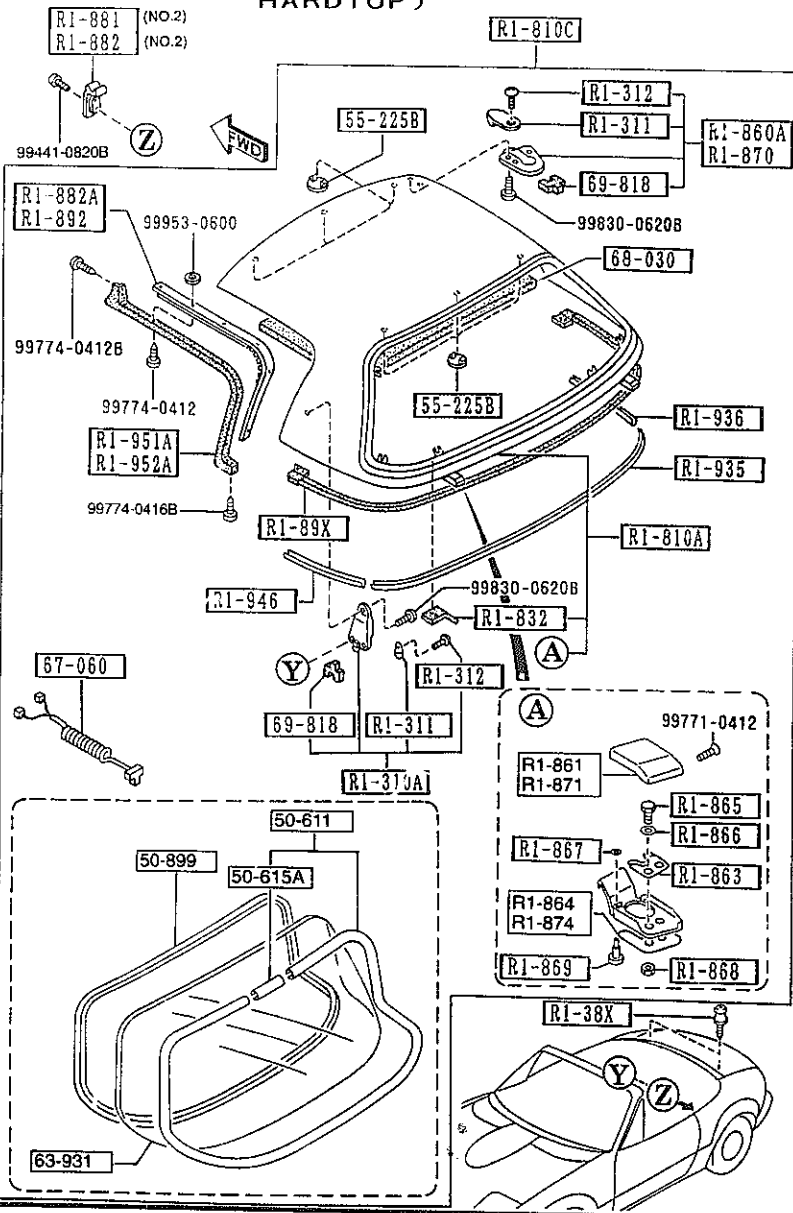
AUNA06

PART NO.	QTY	MODEL/RESTRICTION	MODEL/RESTRICTION	MODEL/RESTRICTION	REVISION
CONT'D					
PZ	EXT-	PZ BRILLIANT BLACK			
SU	EXT-	SU CLASSIC RED			
23	EXT-	13C MARINA GREEN MC			
57	EXT-	12K TWILIGHT BLUE			
*NB40-RI-810C	1	(W/DETACHABLE HARD T OP)			7901-
* A5	EXT-	A5 SATELLITE BLUE MC			
* HU	EXT-	HU NEO GREEN			
* MB	EXT-	MB MONTEGO BLUE M			
* PT	EXT-	PT CHAST WHITE			
* PZ	EXT-	PZ BRILLIANT BLACK			
* SU	EXT-	SU CLASSIC RED			
* 23	EXT-	13C MARINA GREEN MC			
* 57	EXT-	12K TWILIGHT BLUE			
+-----+					
RI-832		PLATE,CUSHION-D. TOP			
+-----+					
NA01-RI-832A	2	(W/DETACHABLE HARD T OP)			
+-----+					
RI-860A		LOCK(R),TOP			
+-----+					
NA01-RI-310E	1	(W/O DETACHABLE HARD TOP)			-7722
A (NA01-RI-310F)					
*NA01-RI-310E	2	(W/DETACHABLE HARD T OP)			-7722
A (NA01-RI-310F)					
*NA01-RI-310F	1	(W/O DETACHABLE HARD TOP)			7722-7A15
A (NA01-RI-310G)					
*NA01-RI-310F	2	(W/DETACHABLE HARD T OP)			7722-7A15
A (NA01-RI-310G)					
*NA01-RI-310G	1	(W/O DETACHABLE HARD TOP)			7A15-
*NA01-RI-310G	2	(W/DETACHABLE HARD T OP)			7A15-
+-----+					
RI-860B		BGOT,TOP			
+-----+					
NA01-RI-960F	1				-7401
66	INT-	NA3 BLACK			
88	INT-	NA5 TAN			
NA01-RI-960H	1				7401-
66	INT-	NA3 BLACK			
88	INT-	NA5 TAN			
7401 NA35*V-734532 7722 NA35*V-738852 7901 NA35*V-739040 7A15 NA35*V-739052					

CAT. AUNA06-03

1998-07

(W/DETACHABLE HARDTOP)

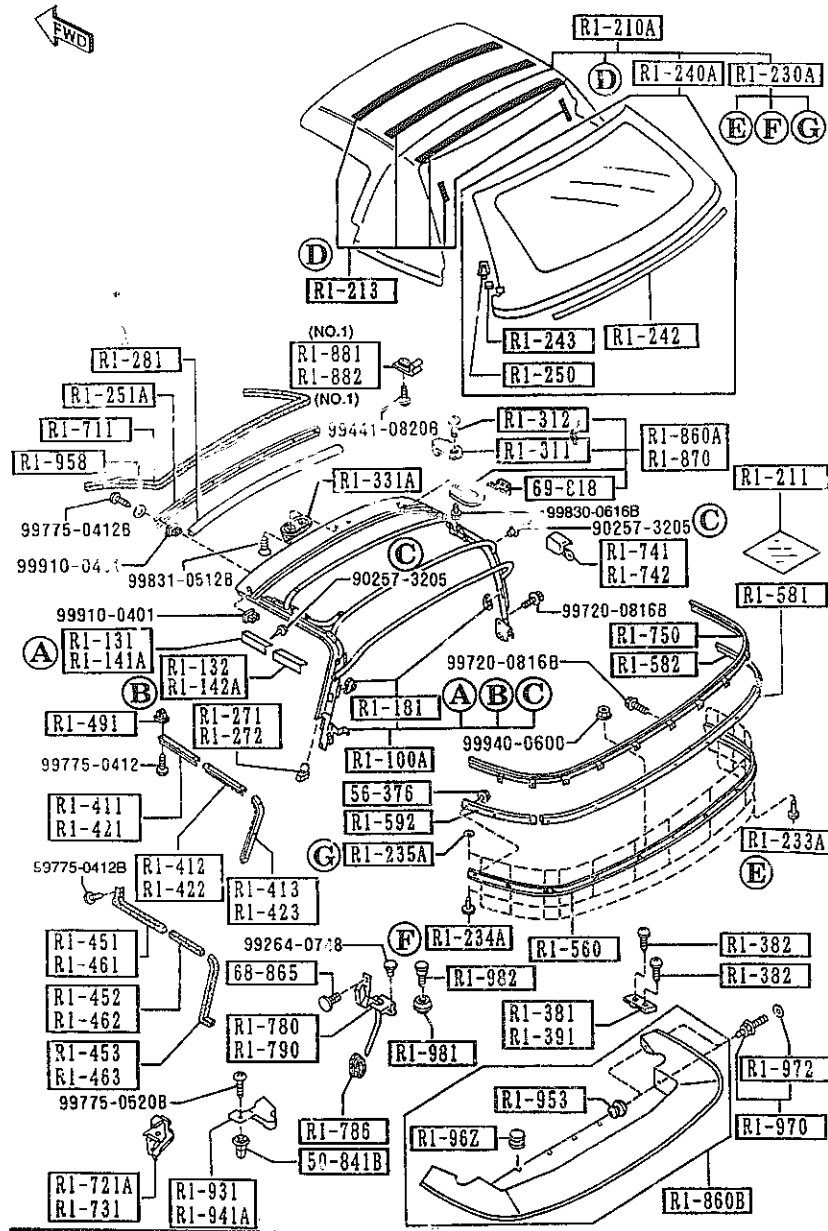


AUNA06

PART NO.	QTY	MODEL/RESTRICTION	MODEL/RESTRICTION	MODEL/RESTRICTION	FIGURE
RI-861		COVER(R), DECK LOCK			
NA01-RI-861	1	(W/DETACHABLE HARD TOP)			
RI-863		PLATE, DECK LOCK			
NA01-RI-863	2	(W/DETACHABLE HARD TOP)			
RI-864		SHEET(R), DECK LOCK			
NA01-RI-864	1	(W/DETACHABLE HARD TOP)			
RI-865		BOLT, DECK LOCK			
NA01-RI-865	4	(W/DETACHABLE HARD TOP)			
RI-866		WASHER 'A', DECK LOCK			
NA01-RI-866	4	(W/DETACHABLE HARD TOP)			
RI-867		WASHER 'B', DECK LOCK			
NA01-RI-867	2	(W/DETACHABLE HARD TOP)			
RI-868		NUT, DECK LOCK			
NA01-RI-868	4	(W/DETACHABLE HARD TOP)			
RI-869		PIN, DECK LOCK			
NA01-RI-869	2	(W/DETACHABLE HARD TOP)			
RI-870		LOCK(L), TOP			
NA01-RI-320E A (NA01-RI-320F)	1	(W/O DETACHABLE HARD TOP)			-7722
*NA01-RI-320E A (NA01-RI-320F)	2	(W/DETACHABLE HARD TOP)			-7722
*NA01-RI-320F A (NA01-RI-320G)	1	(W/O DETACHABLE HARD TOP)			7722-7A15
*NA01-RI-320F A (NA01-RI-320G)	2	(W/DETACHABLE HARD TOP)			7722-7A15
*NA01-RI-320G	1	(W/O DETACHABLE HARD TOP)			7A15-
*NA01-RI-320G	2	(W/DETACHABLE HARD TOP)			7A15-
7722 NA35*V-738852 7A15 NA35*V-739052					

CAT. AUNA06-03

1998-07



AUNA06

PART NO.	QTY	MODEL / RESTRICTION	MODEL / RESTRICTION	MODEL / RESTRICTION	QTY
RI-871	1	COVER(L), DECK LOCK			
NA01-RI-871	1	(W/DETACHABLE HARD TOP)			
RI-874	1	SHEET(L), DECK LOCK			
NA01-RI-874	1	(W/DETACHABLE HARD TOP)			
RI-881	1	STRIKER(R), LOCK-TOP			
NA01-RI-361D	1	(ILLUST. NO.1)			
NA02-RI-361D	1	(ILLUST. NO.2)			
		(W/DETACHABLE HARD TOP)			
RI-882	1	STRIKER(L), LOCK-TOP			
NA01-RI-371D	1	(ILLUST. NO.1)			
NA02-RI-371D	1	(ILLUST. NO.2)			
		(W/DETACHABLE HARD TOP)			
RI-882A	1	RETAINER(R), WTHSTP-D TOP			
NA01-RI-882	1	(W/DETACHABLE HARD TOP)			
RI-89X	1	WEATHERSTRIP, D.TOP-R EAR			
NA01-RI-89XA	1	(W/DETACHABLE HARD TOP)			
A (NA01-RI-89XB)	1				
*NA01-RI-89XB	1	(W/DETACHABLE HARD TOP)			
RI-892	1	RETAINER(L), WTHSTP-D TOP			
NA01-RI-892	1	(W/DETACHABLE HARD TOP)			
RI-931	1	COVER(R), BELT LINE			
NA01-RI-931A	1				
RI-935	1	PROTECTOR(C), EDGE-D. TOP			
NA01-RI-935B	1	(W/DETACHABLE HARD TOP)			
RI-936	1	PROTECTOR(R), EDGE-D. TOP			
NA01-RI-936A	1	(W/DETACHABLE HARD TOP)			
7722 NA35*V-738852					

-7722

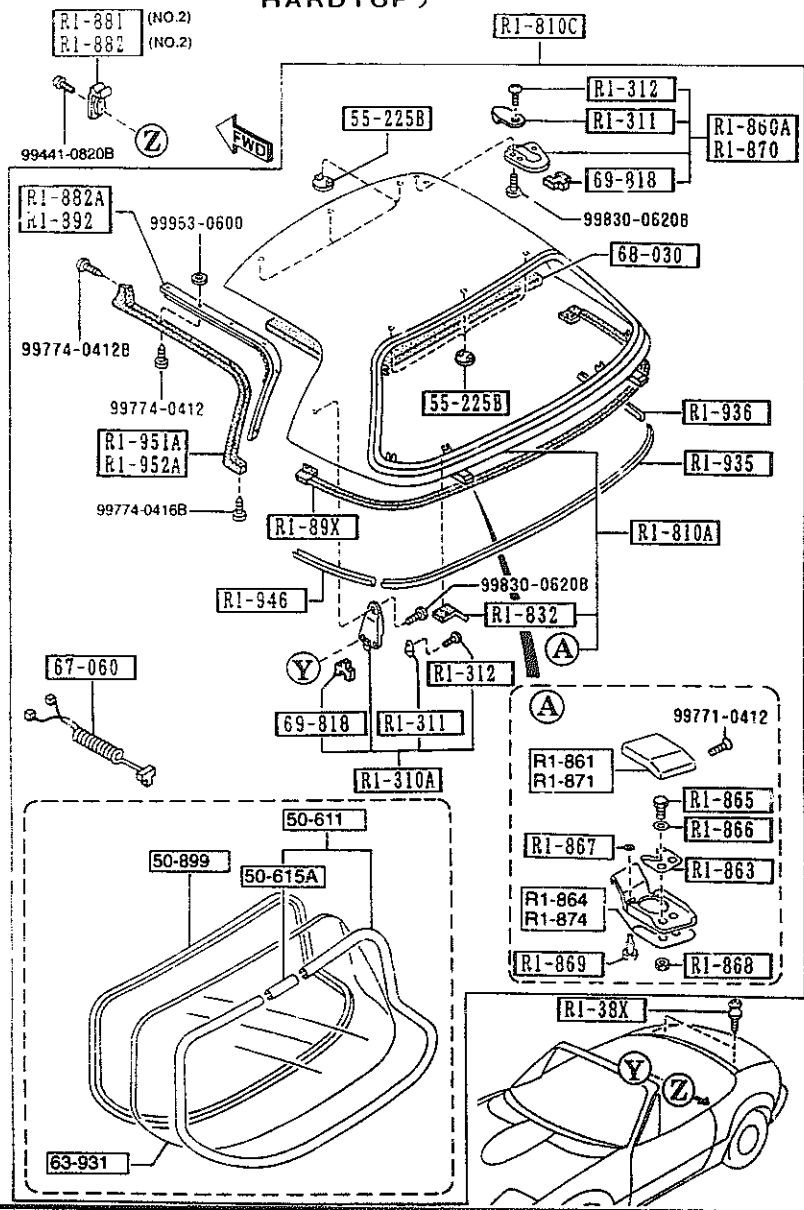
7722-

CAT. AUNA06-03

1998-07

3-N 5

(W/DETACHABLE HARDTOP)

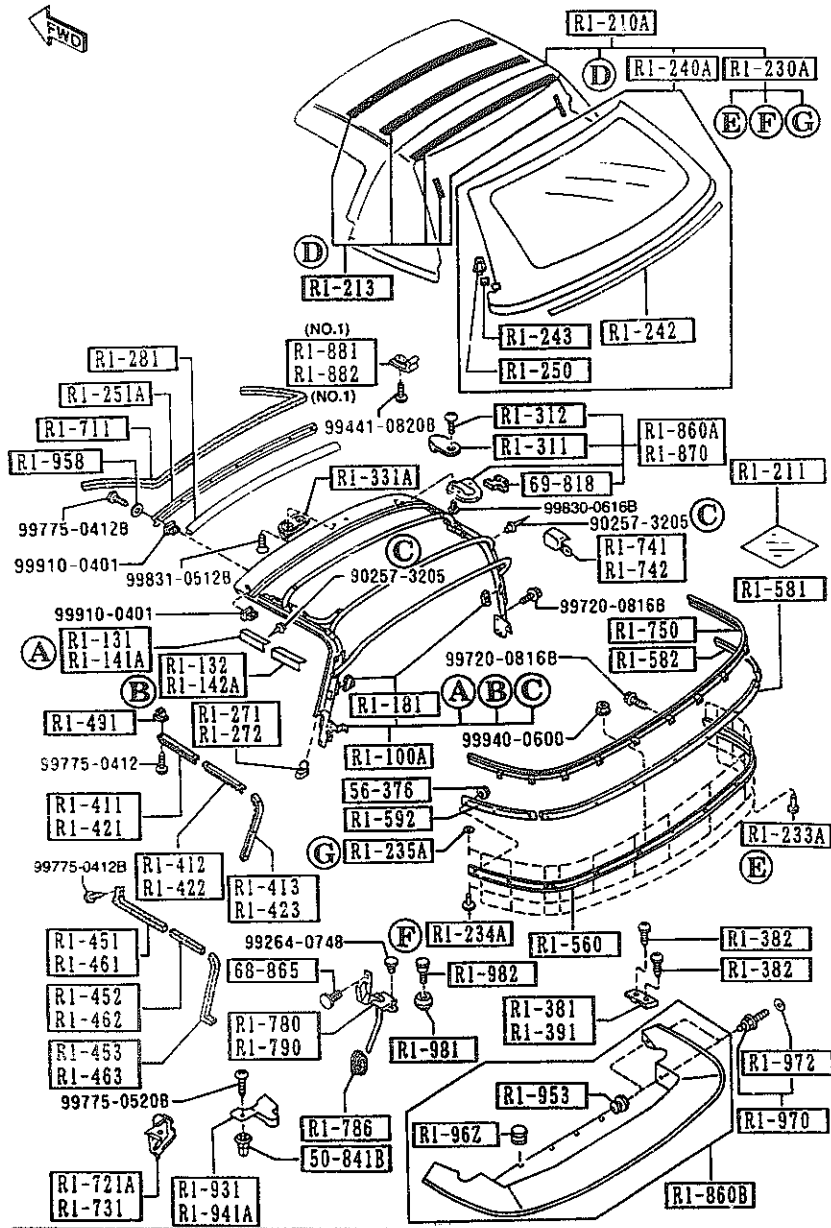


AUNA06

PART NO	QTY	MODEL/RESTRICTION	MODEL/RESTRICTION	MODEL/RESTRICTION	DESCRIPTION
↑ R1-941A ↓ NA01-R1-941A	1				COVER(L),BELT LINE
↑ R1-946 ↓ NA01-R1-946A	1				PROTECTOR(L),EDGE-D. TOP (W/DETACHABLE HARD TOP)
↑ R1-951A ↓ NA01-R1-881B	1				WTHSTP(R),ROOF PANEL (W/DETACHABLE HARD TOP)
↑ R1-952A ↓ NA01-R1-891B	1				WTHSTP(L),ROOF PANEL (W/DETACHABLE HARD TOP)
↑ R1-953 ↓ B235-R1-953	4				HOOK,HOOD-REAR CORNER
↑ R1-958 ↓ B235-R1-958A	7				WASHER,HOOK'A'&'B'
↑ R1-96Z ↓ NA01-R1-96Z	7				HOOK, TOP BOOT
		00	INT-	NAS BLACK	
		75	INT-	NAS SILVER	
↑ R1-970 ↓ NA01-R1-970A	4				HOOK,REAR DECK
↑ R1-972 ↓ NA01-R1-926	4				WASHER,HOOK'A'
↑ R1-981 ↓ NA01-R1-981A	2				STOPPER,SOFT TOP
↑ R1-982 ↓ NA01-R1-982B	2				BOLT,STOPPER-SOFT TOP
↑ 50-611 ↓ *NAY1-63-930	1				MOULD,RR. WINDOW (W/DETACHABLE HARD TOP)

CAT. AUNA06-03

1998-07



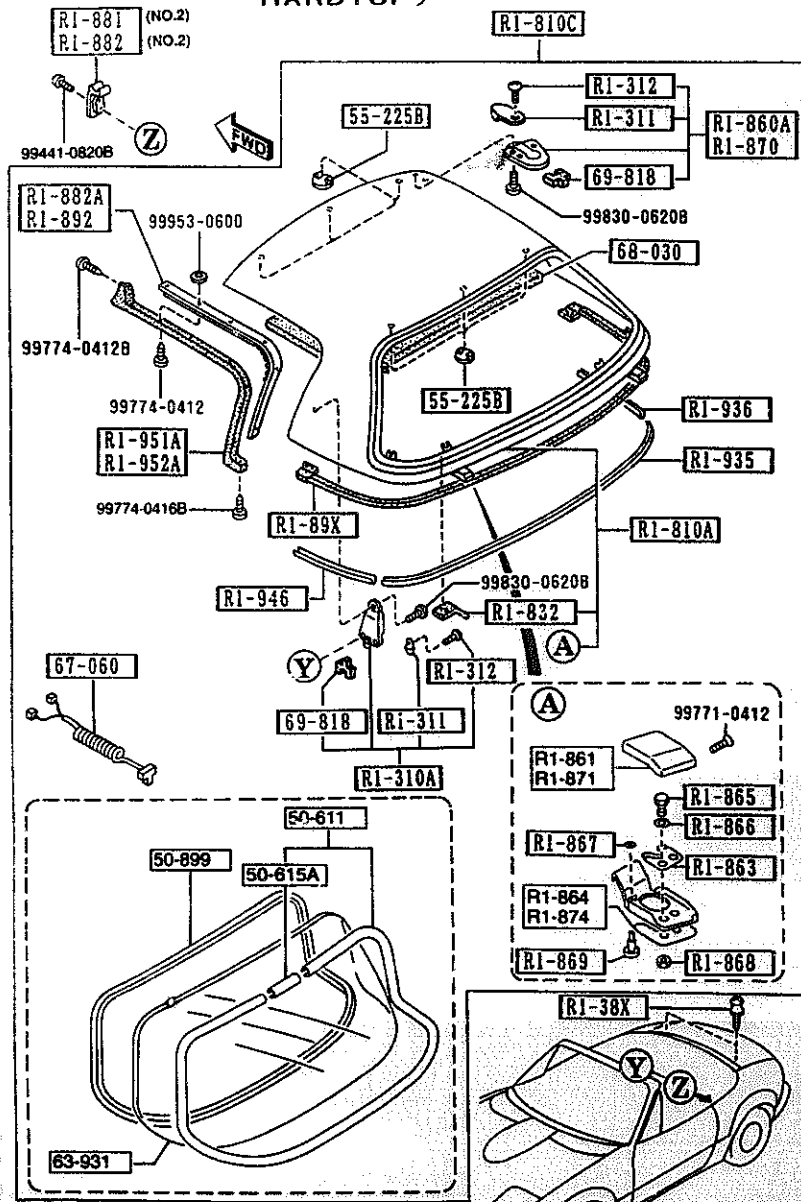
AUNA06

PART NO.	QTY	MODEL/DESCRIPTION	MODEL/DESCRIPTION	MODEL/DESCRIPTION
50-615A		JOINT, BACK WINDOW MO		
ULD				
*NA01-63-934	1	(W/DETACHABLE HARD T		
		OP)		
50-841B		GROMMET, SCREW		
HZ60-50-841	2			
50-899		DAM, REAR-WIND.		
*NA01-63-895	1	(W/DETACHABLE HARD T		
		OP)		
55-225B		COVER, HOLE		
G030-55-225	6	(W/DETACHABLE HARD T		
		OP)		
00	INT-	NA3 NA5 BLACK		
56-376		NUT, SELF LOCK		
B001-56-376	13			
63-931		GLASS, BACK WINDOW		
*NB40-63-931	1	(W/DETACHABLE HARD T		
		OP)		
67-060		HARNES NO. 2, REAR		
N007-67-060A	1	(W/DETACHABLE HARD T		
		OP)		
68-030		CEILING, TOP		
N007-68-031	1	(W/DETACHABLE HARD T		
		OP)		
00	INT-	NA3 NA5 BLACK		
68-865		FASTENER		
G032-68-865A	2			
00	INT-	NA3 BLACK		
67	INT-	NA5 TAN		
69-818		PAD		
NA01-RI-313	2	(W/D DETACHABLE HARD		-7722
A (NA01-RI-313A)	3	TOP)		
NA01-RI-313	6	(W/DETACHABLE HARD T		-7722
A (NA01-RI-313A)	6	OP)		
*NA01-RI-313A	2	(W/D DETACHABLE HARD		7722-7A15
7722 NA35*V-738852				
7A15 NA35*V-739052				

CAT. AUNA06-03

1998-07

(W/DETACHABLE HARDTOP)



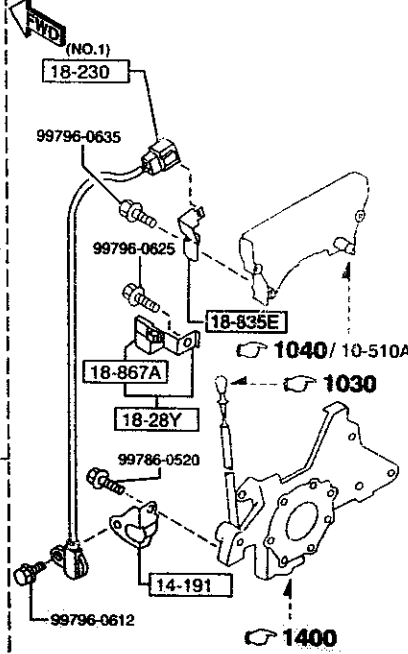
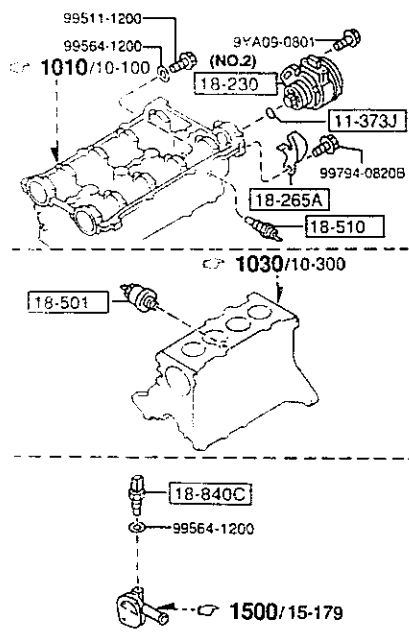
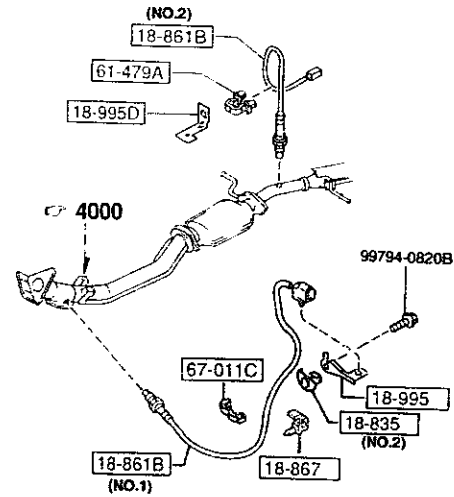
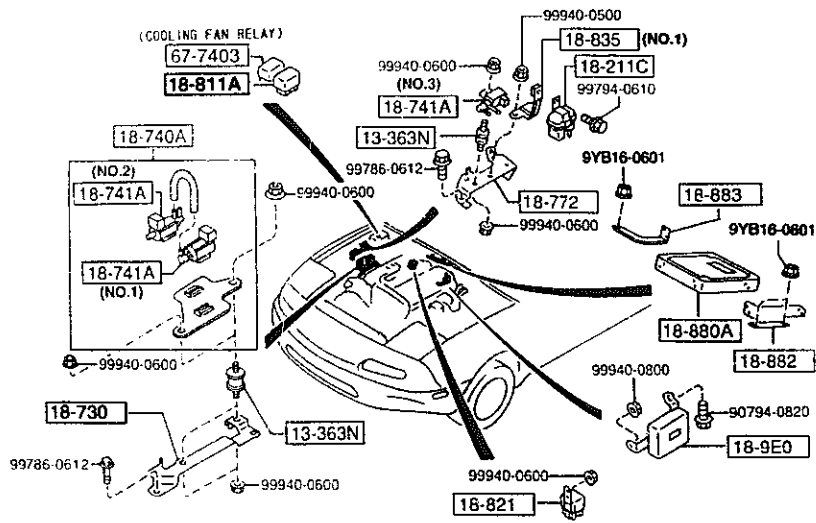
AUNA06

PART NO.	QTY	MODEL/RESTRICTION	MODEL/RESTRICTION	MODEL/RESTRICTION	FROM TO
CONT'D					
A (NA01-R1-313B)		TOP)			
*NA01-R1-313A A (NA01-R1-313B)	6	(W/DETACHABLE HARD T OP)			7722-7A15
*NA01-R1-313B	2	(W/O DETACHABLE HARD TOP)			7A15-
*NA01-R1-313B	6	(W/DETACHABLE HARD T OP)			7A15-

7722 NA35HV-738852
7A15 NA35HV-739052

CAT. AUNA06-03

1998-07

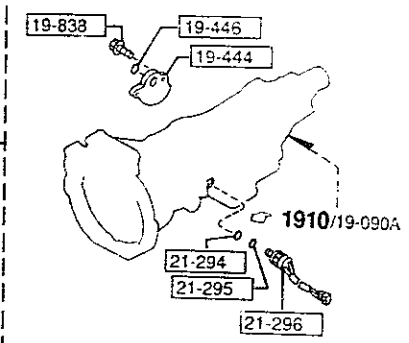
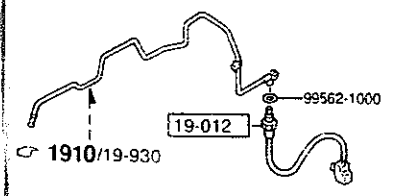
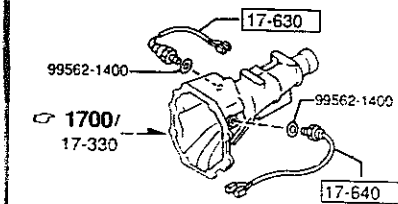


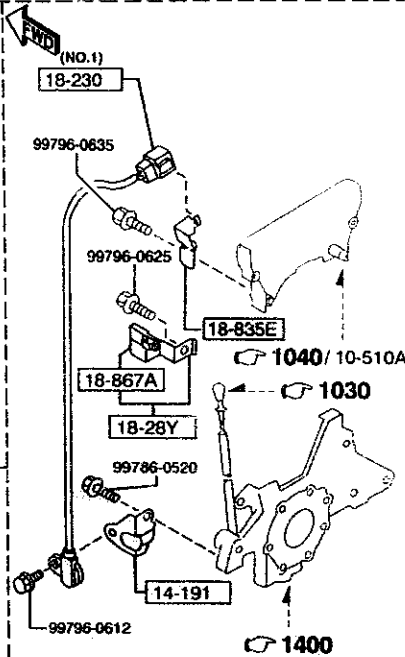
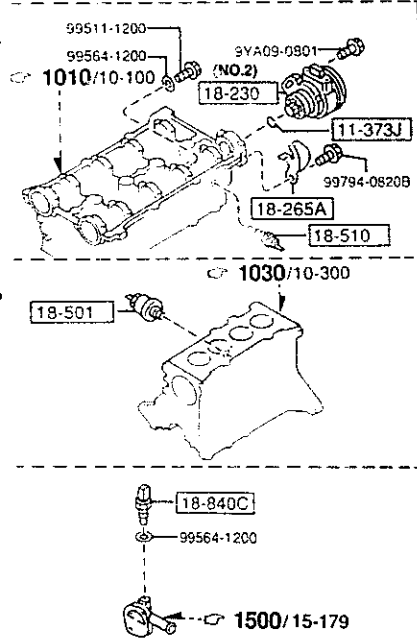
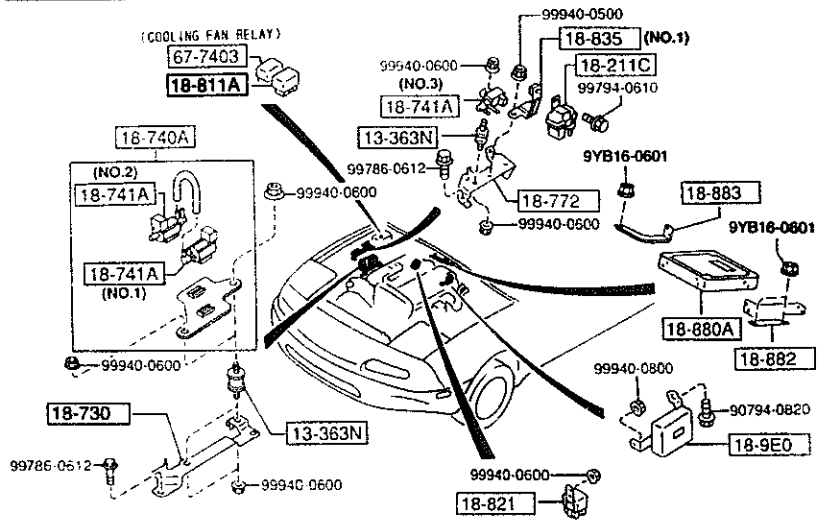
(MT)

(AT)

FWD

(AT)



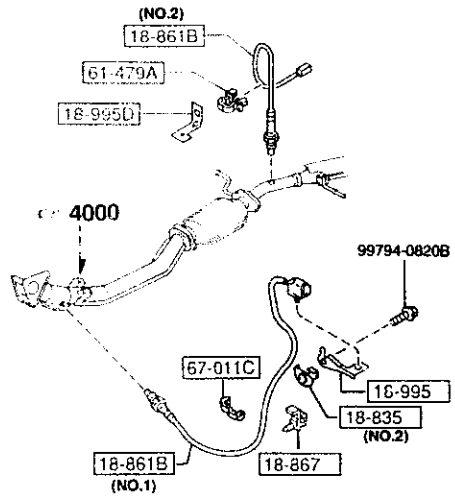


AUNA06

PART NO	QTY	MODEL/RESTRICTION	WHEEL/RESTRICTION	MODEL/RESTRICTION	REF. NO.
11-373J		RING, 'O'			
99541-03801	1				
13-363N		RUBBER, MOUNTING			
0222-13-363	3				
14-191		BRACKET, OIL PUMP			
B6BF-14-190	1				
17-630		SWITCH			
8118-17-640B	1 (MT)				
17-640		SWITCH, BACK UP LAMP			
M506-17-640A	1 (MT)				
18-211C		SENSOR, M. A. P.			
BPS1-18-211	1				
18-230		SENSOR, CRANKSHAFT POSITION			
BPS1-18-221	1 (ILLUST. NO.1)				
BPE8-18-230	1 (ILLUST. NO.2)				
18-265A		BRACKET, COUPLER-KNOCK SENSOR			
BPE8-18-281A	1				
18-28Y		BRACKET, CONDENSER			
B6BF-18-28Y	1				
18-501		SWITCH, OIL PRESSURE			
B367-18-501	1				
18-510		UNIT, HEAT GAUGE			
B541-18-51X	1	PANASONIC			
KL01-18-51X	1	NIHON THERMOSTAT			
18-730		FILTER, AIR			
BPE8-18-730A	1				
18-740A		VALVE, SOLENOID			

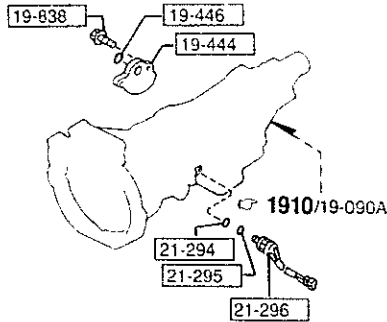
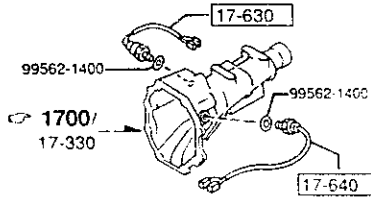
CAT. AUNA06-03

1998-07

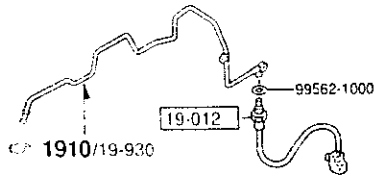


(MT)

(AT)

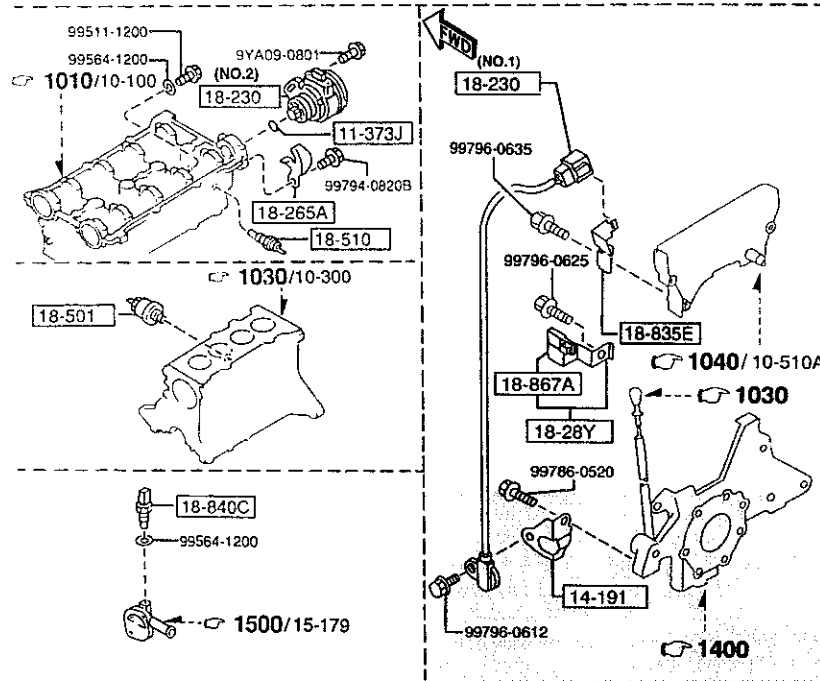
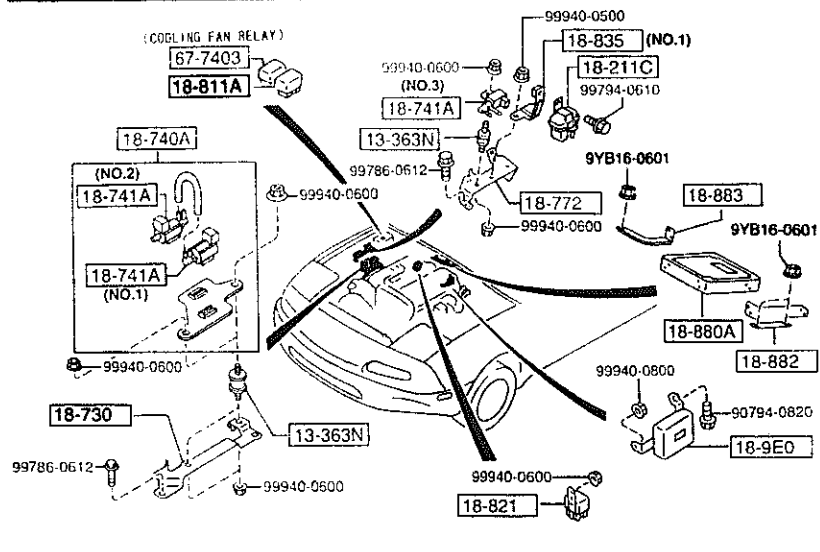


(AT)



AUNA06

PART NO	QTY	MODEL/REstriction	MODEL/REstriction	MODEL/REstriction	FIGURE
CONT'D					
BPE8-18-74XA	1				
18-741A		VALVE, THREE WAY			
F2L3-18-741	1	(ILLUST. NO.1)			
F2L4-18-741	1	(ILLUST. NO.2)			
JE16-18-741	1	NIHON OIL SEAL (ILLUST. NO.3)			
18-772		BRACKET, IGNITER			
B61P-18-2F0B	1				
18-811A		RELAY, CONTROL			
B5B4-18-811	1				
18-821		RELAY, FUEL PUMP			
B577-18-821A	1				
18-835		BRACKET, WIRE CLIP-OXYGEN (ILLUST. NO.1)			
BPS1-18-835A	1				
BPE8-18-838B	1	(ILLUST. NO.2)			
18-835E		BRACKET, BOOST SENSOR			
BPS2-18-835	1				
18-840C		SENSOR, TEMP.-ENG. COOLANT DENSO			
B593-18-840A	1				
18-861B		SENSOR, OXYGEN			
BP3A-18-861	1	(ILLUST. NO.1)			
BP3B-18-861	1	(ILLUST. NO.2)			
18-867		CLIP			
BPE8-18-867A	1				
18-867A		CLIP, WIRE			
B366-18-867A	1				
18-880A		MODULE, POWERTRAIN CONTROL			
BP3A-18-881A A (BP3A-18-881B)	1				
-7106					
7106 NA35*V-727842					

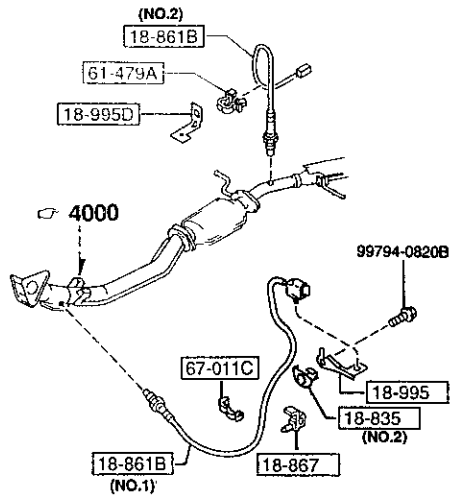


PART NO	QTY	MODEL RESTRICTION	MODEL RESTRICTION	MODEL RESTRICTION	REMARKS
CONT'D BP3A-18-881B	1				7106-
+-----+ 18-882 +-----+		BRACKET, CONTROL UNIT			
BPEB-18-882	1				
+-----+ 18-883 +-----+		BRACKET, CONTROL UNIT			
BPS1-18-883	1				
+-----+ 18-9E0 +-----+		MODULE, PWT. CONT. -A/T			
BP3A-18-9E1	1 (AT)				
+-----+ 18-995 +-----+		CLIP			
BPEB-18-998B	1				
+-----+ 18-995B +-----+		BRACKET, COUPLER-02 S ENSOR			
BPS1-18-998B	1				
+-----+ 19-012 +-----+		SENSOR, OIL TEMP			
N451-19-012A	1 (AT)				
+-----+ 19-444 +-----+		SWITCH, INHIBITOR			
N451-19-444	1 (AT)				
+-----+ 19-446 +-----+		RING, 'O'			
0338-19-446	1 (AT)				
+-----+ 19-838 +-----+		BOLT-HEX, HD WASHER			
1758-19-838A	2 (AT)				
+-----+ 21-294 +-----+		RING, 'O'			
BU01-21-294	1 (AT)				
+-----+ 21-295 +-----+		RING, 'O'			
BU01-21-295	1 (AT)				
+-----+ 21-296 +-----+		SOLENOID, LOCK UP CON TROL			
N451-21-3A5	1 (AT)				
+-----+ 61-479A +-----+		CLIP			
UB39-61-479A	1				
7106 NA35*V-727842					

AUNA06

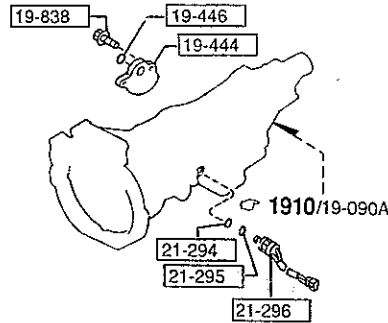
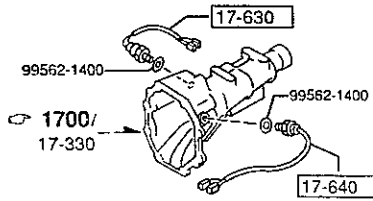
CAT. AUNA06-03

1998-07

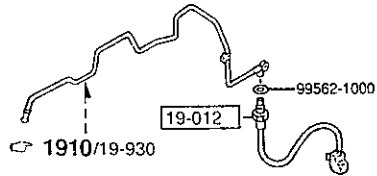


(MT)

(AT)



(AT)

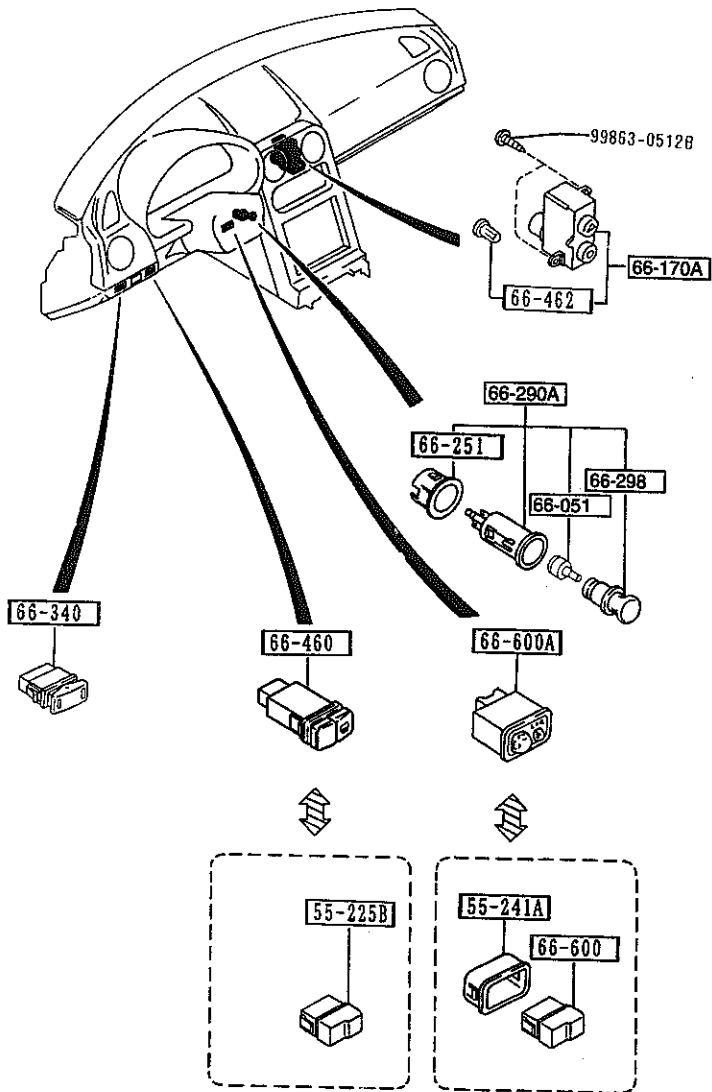


AUNA06

PART NO	QTY	MODEL/RESTRICTION	MODEL/RESTRICTION	MODEL/RESTRICTION	FIG. NO.
↑ 67-011C ↓ E356-18-141	1	CLIP			
↑ 67-7403 ↓ LA10-67-749	1	RELAY, N.O. 10A (COOLING FAN RELAY)			

CAT. AUNA06-03

1998-07



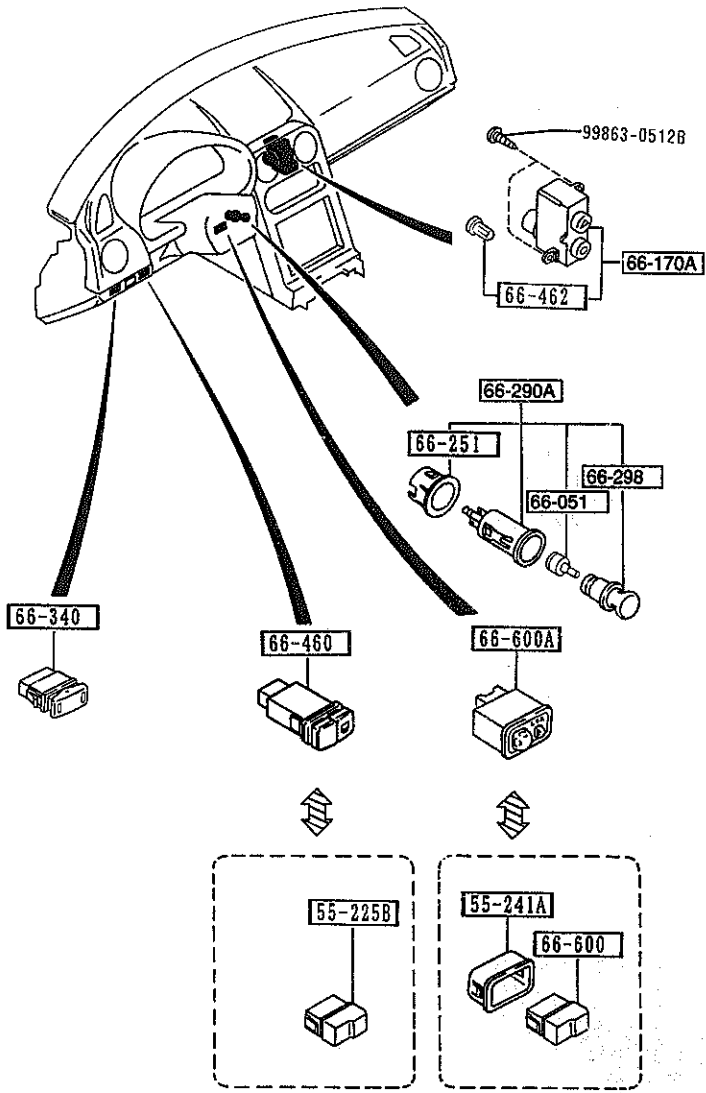
PART NO.	QTY	MODEL/RESTRICTION	MODEL/RESTRICTION	MODEL/RESTRICTION	FIG. 10
55-225B		COVER, HOLE			
N034-55-225	1	(W/D DETACHABLE HARD TOP)			
55-241A		BOX, INSTRUMENT PANEL			
NA01-55-241A	1	BASE, R-PKG, (MANUAL TYPE DR MIRROR)			
00	INT-	NAS NAS BLACK			
66-051		CAP			
B16A-66-29Y	1				
66-170A		SWITCH(R), CLUSTER			
N041-66-170A	1				
66-251		RING, ILLUMINATION			
S09A-66-251	1				
66-290A		OUTLET			
B16A-66-290	1				
66-298		CAP, OUTLET			
B16A-66-298	1				
66-340		SWITCH, MAIN			
NA01-66-340A	1	P. E. GR, L-PKG, (W/AUTO CRUISE. CONT.)			
66-460		SWITCH, RR. DEF.			
NA75-66-460	1	(W/DETACHABLE HARD TOP)			
66-462		BULB'B', SWITCH-RR DEF. FOGER			
NA01-66-462	1				
66-600		COVER, HOLE			
B481-55-225	1				
66-600A		SWITCH, RMT. MIRROR			
NA52-66-600A	1	F-SV, L-PKG, P. E. GR, T-PKG, (ELECT. TYPE DR MIRR)			

AUNA06

CAT. AUNA06-03

1998-07

FWD

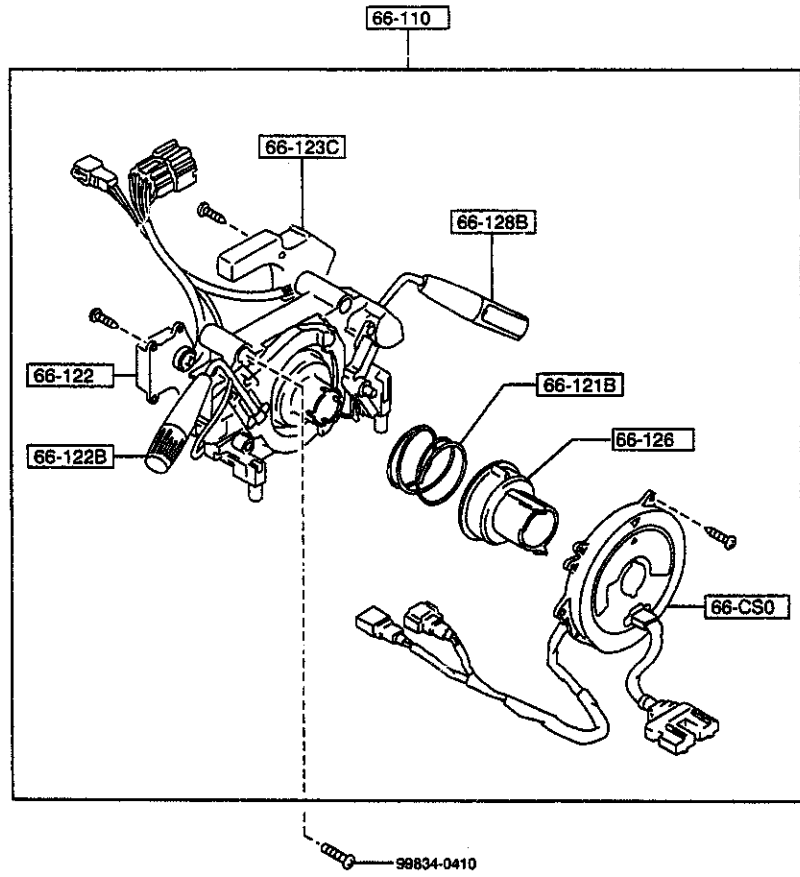


AUNA06

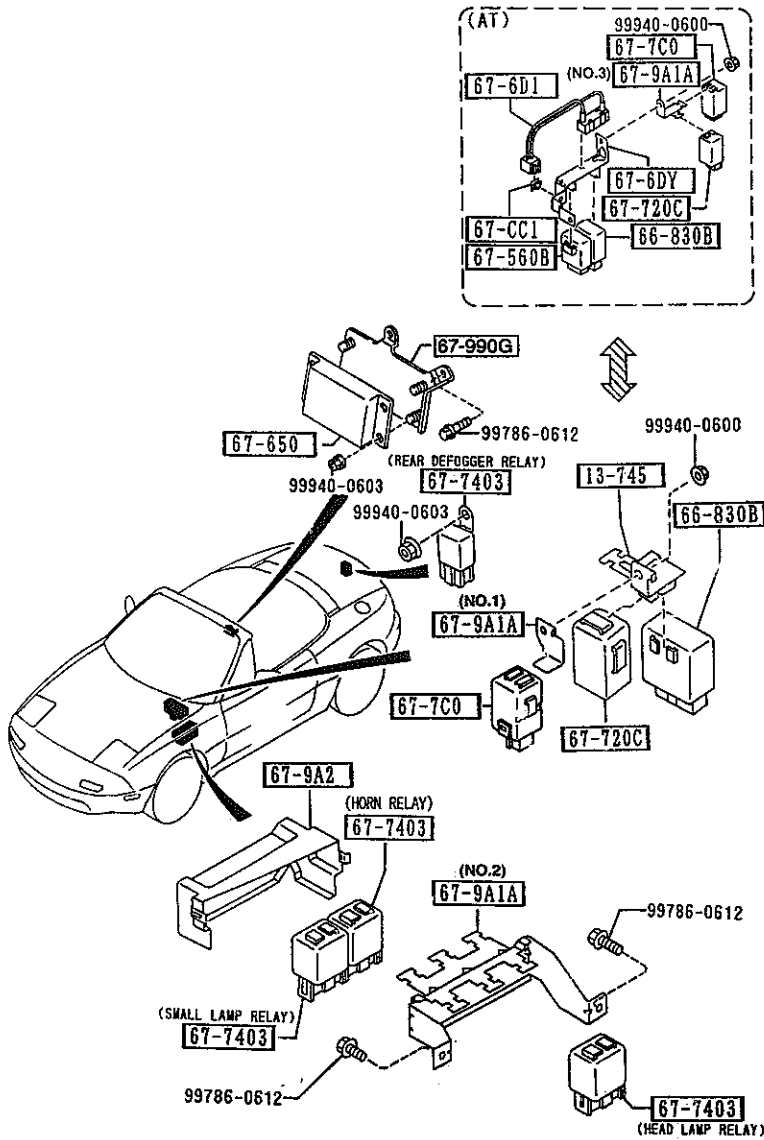
PART NO.	QTY	MODEL/RESTRICTION	MODEL/RESTRICTION	MODEL/RESTRICTION	FROM-TO
CONT'D	OR)				

CAT. AUNA06-03

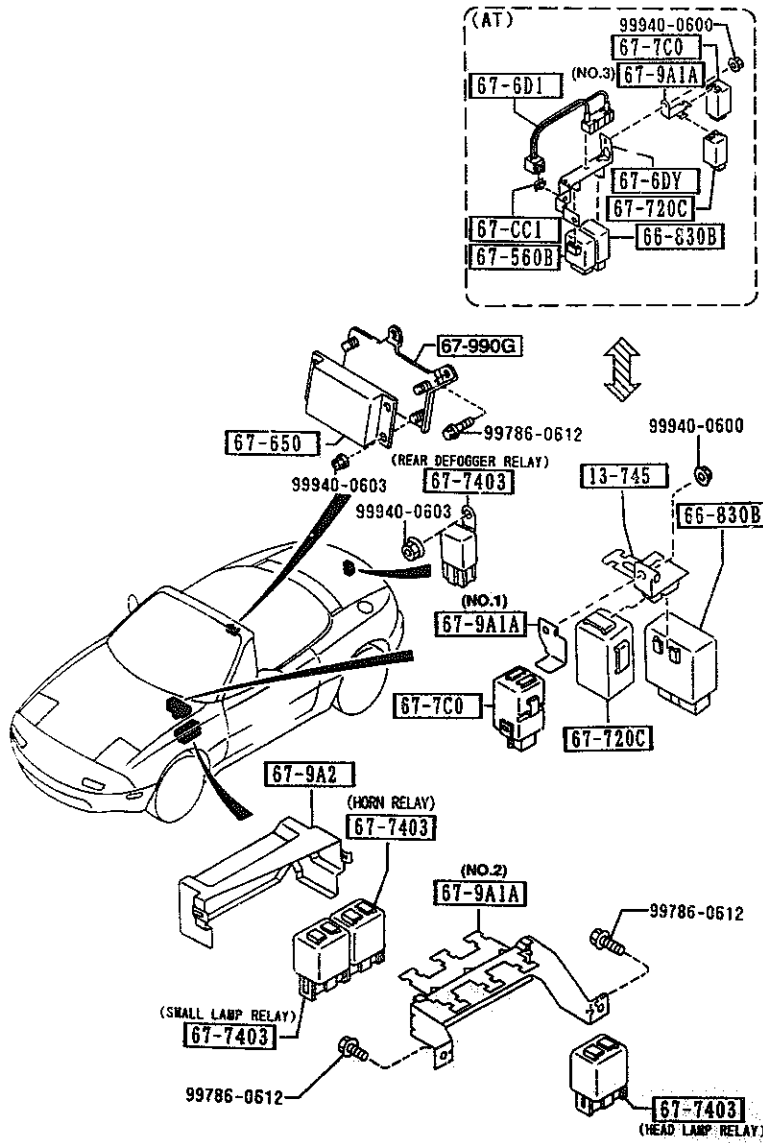
1998-07



PART NO.	QTY	MODEL/RESTRICTION	MODEL/RESTRICTION	MODEL/RESTRICTION	FROM-TO
66-CS0		SPRING,CLOCK			
NB17-66-CS0 A (NB17-66-CS0A)	1				-7801
*NB17-66-CS0A	1				7801-
66-110		SWITCH,COMBINATION			
NB17-66-120 A (NB17-66-120A)	1	BASE, N-PKG, R-PKG, (W/O AUTO CRUISE.CON T.)			-7801
NB18-66-120 A (NB18-66-120A)	1	P.E.GR, L-PKG, (W/AUTO CRUISE.CONT.)			-7801
*NB17-66-120A	1	BASE, N-PKG, R-PKG, (W/O AUTO CRUISE.CON T.)			7801-
*NB18-66-120A	1	P.E.GR, L-PKG, (W/AUTO CRUISE.CONT.)			7801-
66-121B		SPRING,CANCEL CAM			
H384-66-121	1				
66-122		SWITCH,DIMMER			
NA02-66-136	1				
66-122B		SWITCH,LIGHT & TURN			
NA02-66-122	1				
66-123C		UNIT,WIPER-COMB. SWI TCH			
NA02-66-135	1				
66-126		CAM,CANCEL-COMB. SW.			
NA02-66-126	1				
66-128B		LEVER,WIPER-COMB. SW ITCH			
NA01-66-128	1	BASE, N-PKG, R-PKG, (W/O AUTO CRUISE.CON T.)			
NA02-66-128	1	P.E.GR, L-PKG, (W/AUTO CRUISE.CONT.)			
7801 NA35*V-739024					



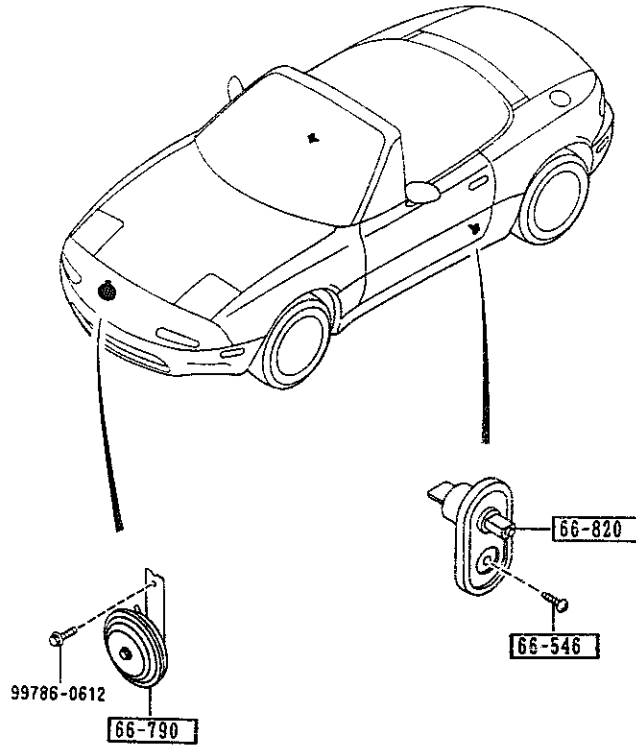
PART NO.	QTY	MODEL/RESTRICTION	MODEL/RESTRICTION	MODEL/RESTRICTION	FROM-TO
13-745		BRACKET, RELAY			
NA02-67-9A1	1	(MT)			
66-830B		UNIT, FLASHER			
HE01-66-830	1				
67-CC1		CLIP, HARNESS			
LA01-67-C11	1	(AT)			
67-560B		UNIT, CENTRAL PROCESSING			
NA56-67-560	1	(AT)			
67-6DY		BRACKET, RELAY-INTERLOCK			
NA56-67-6DYA	1	(AT)			
67-6D1		RESISTOR, INTERLOCK			
M020-67-6D1	1	(AT)			
67-650		BOX, CONTROL-A. B. S.			
N036-67-650	1	(W/A. LOCK BRAKE)			-6B01
NB84-67-650	1	(W/A. LOCK BRAKE)			6B01-
67-7C0		RELAY, RETRACTOR-COWL PANEL			
B481-67-7C0B	1				
67-720C		TIMER & BUZZER			
NA02-67-720A	1				
67-7403		RELAY, N.O.			
H300-67-740	1	30A (HEAD LAMP RELAY)			
LA10-67-740	2	10A (HORN RELAY) (SMALL LAMP RELAY)			
LA40-67-740	1	(REAR DEFOGGER RELAY) (W/DETACHABLE HARD TOP)			
67-9A1A		BRACKET, RELAY			
NA17-67-9A1	1	(ILLUST. NO. 1) (MT)			
NA75-67-9A1	1	(ILLUST. NO. 2)			
6B01 NA35*V-723096					



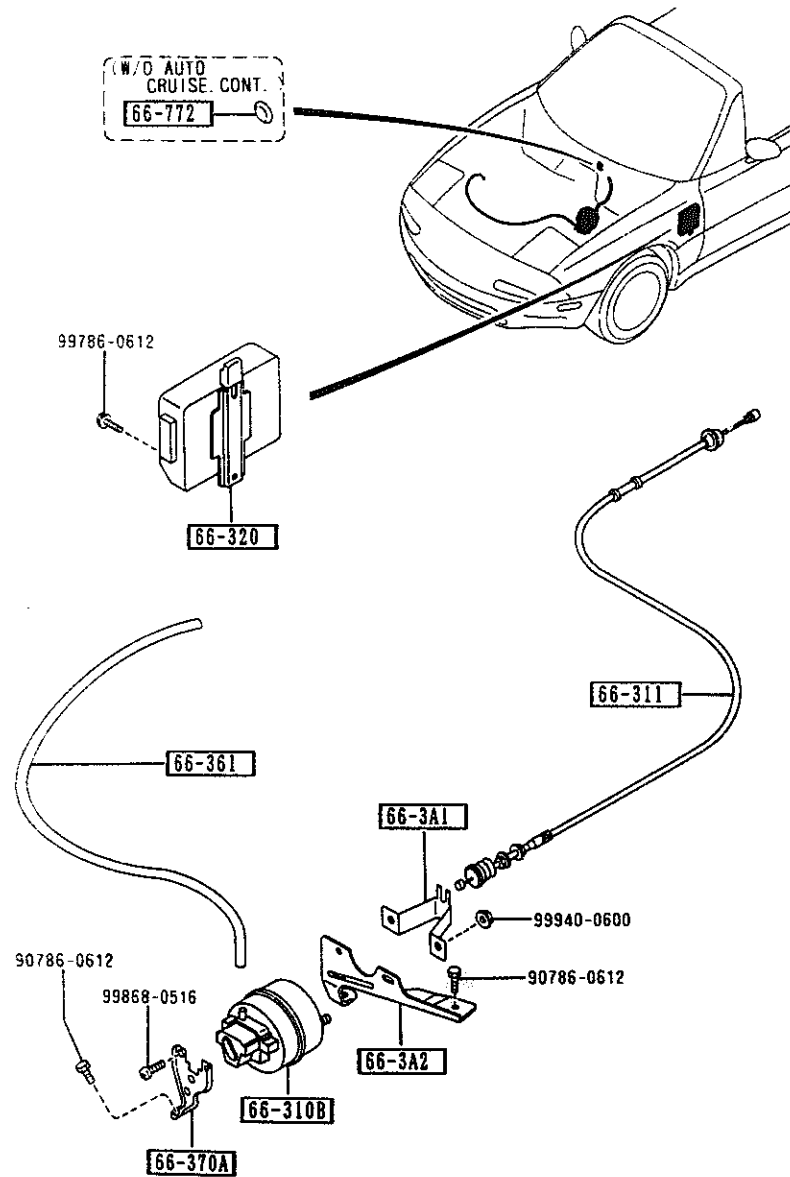
PART NO.	QTY	MODEL/RESTRICTION	MODEL/RESTRICTION	MODEL/RESTRICTION	FROM TO
CONT'D NA81-67-9A1	1	(ILLUST. NO.3) (AT)			
+-----+ 67-9A2		COVER, RELAY			
NA82-67-9A2	1				
+-----+ 67-990G		BRACKET, A. B. S.			
*NB13-67-84X	1	(W/A. LOCK BRAKE)			

6635 DOOR SWITCH & HORNS

6635 -1 * DOOR SWITCH & HORNS

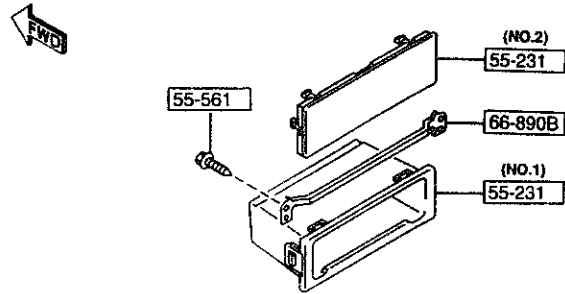


PART NO.	QTY	MODEL/RESTRICTION	MODEL/RESTRICTION	MODEL/RESTRICTION	FRONT-13
66-546		SCREW, DOOR SWITCH			
LA01-66-546	2				
66-790		HORN, LOW TONE			
SA59-66-790A	1				
66-820		SWITCH, DOOR			
B455-66-540	2				

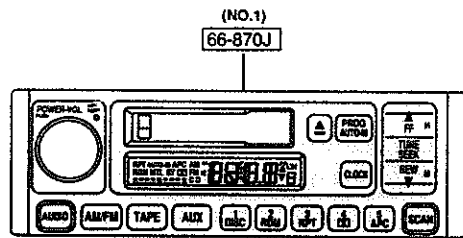
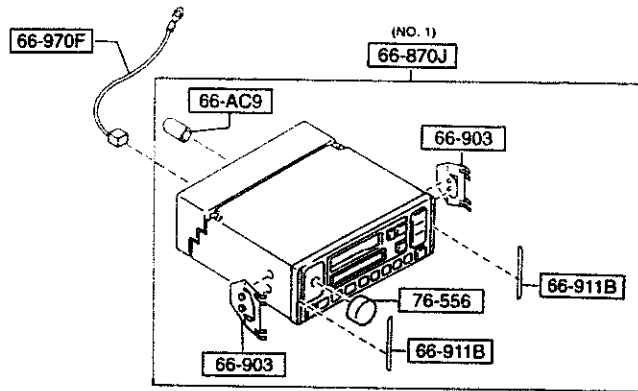


PART NO	QTY	MODEL/RESTRICTION	MODEL/RESTRICTION	MODEL/RESTRICTION	REMARKS
66-3A1		BRACKET,ACTUATOR-A.C.C.			
LA01-66-3A1	1	P.E.GR, L-PKG, (W/AUTO CRUISE.CONT.)			
66-3A2		BRACKET,ACTUATOR-FRONT			
NA01-66-3A2A	1	P.E.GR, L-PKG, (W/AUTO CRUISE.CONT.)			
66-310B		ACTUATOR,A.C.C.			
LA01-66-310A	1	P.E.GR, L-PKG, (W/AUTO CRUISE.CONT.)			
66-311		WIRE,A.C.C.			
NA01-66-311A	1	P.E.GR, L-PKG, (W/AUTO CRUISE.CONT.)			
66-320		BOX,A.C.C.			
NA01-66-320	1	P.E.GR, L-PKG, (W/AUTO CRUISE.CONT.)			
66-361		PIPE,AUTO CRUISE CONTROL			
NA75-66-361	1	P.E.GR, L-PKG, (W/AUTO CRUISE.CONT.)			
66-370A		BRACKET,ACTUATOR			
NA01-66-3A3A	1	P.E.GR, L-PKG, (W/AUTO CRUISE.CONT.)			
66-772		GROMMET			
B092-41-661	1	BASE, N-PKG, R-PKG, (W/O AUTO CRUISE.CONT.)			

(W/O AUDIO)

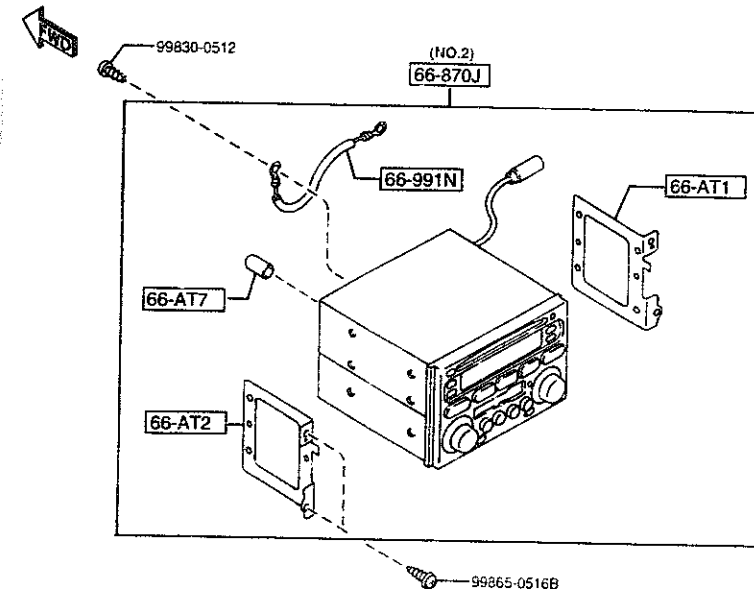


(AM/FM, W/O C. DISC)

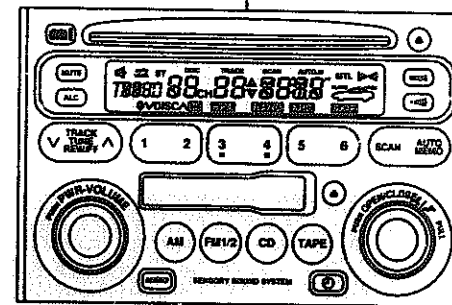


AUNA06

(AM/FM, W/C. DISC)

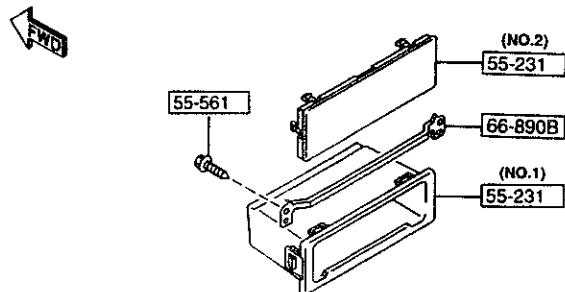


(NO.2)
66-870J

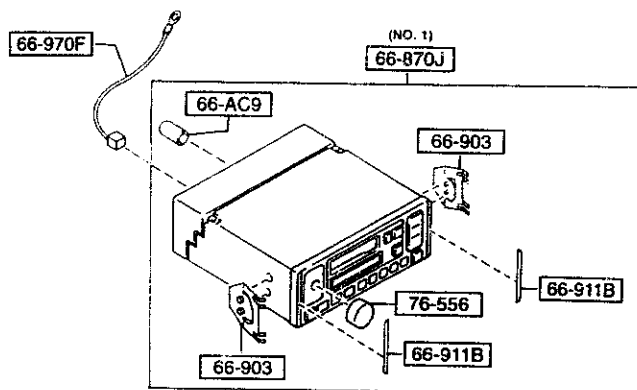


AUNA06

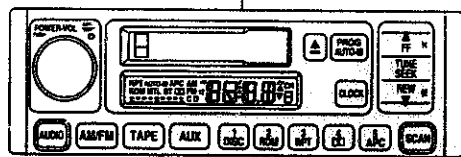
(W/O AUDIO)



(AM/FM, W/O C. DISC)

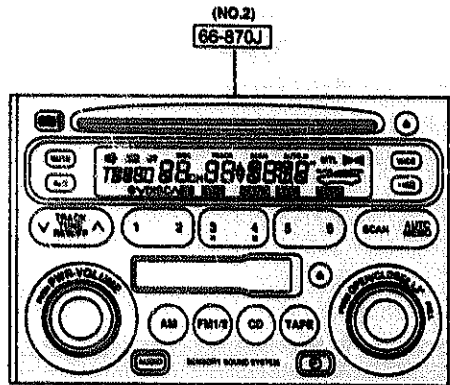
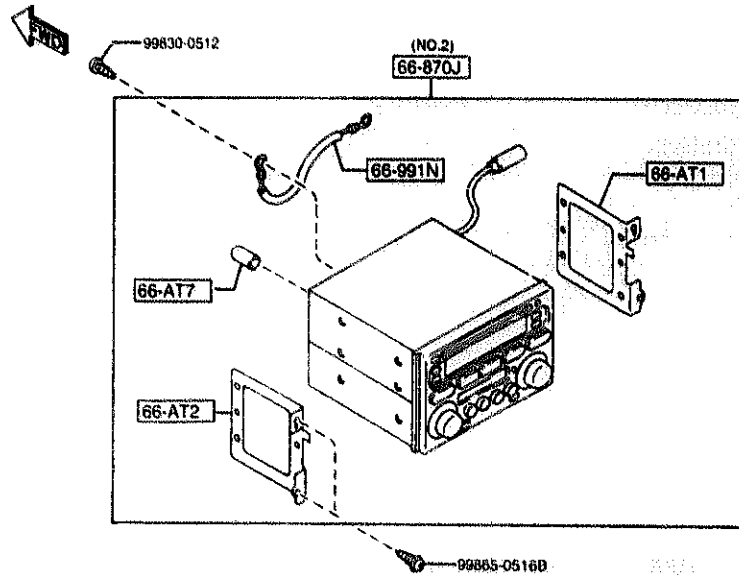


(NO.1)
66-870J



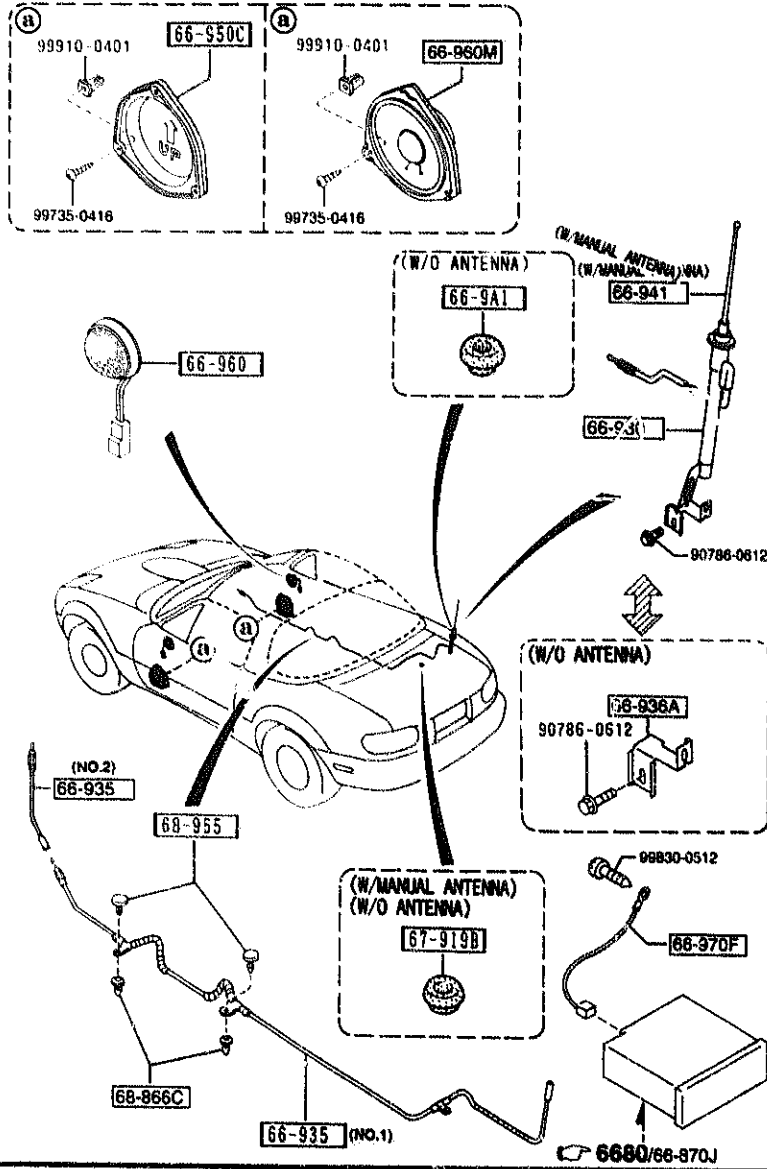
PART NO.	QTY	UNIT / ABSTRECTION	MODEL ABSTRECTION	REMARKS / ETC.	REVISION
55-231	1	ORNAMENT, STEREO			
B02A-66-9M0A	1	(ILLUST. NO. 1) (AM/FM, W/O C. DISC) (W/O AUDIO)			
B03A-66-9M0	1	(ILLUST. NO. 2) (W/O AUDIO)			
55-561	2	BOLT, INST. PANEL			
B455-55-561	2	(W/O AUDIO) (AM/FM, W/O C. DISC)			
66-AC9	1	RUBBER, REAR-ET/ED CMBI PANASONIC			
L884-66-AC9	1	(AM/FM, W/O C. DISC)			
66-AT1	1	BRACKET(R), FRONT-AUDIO			
N034-66-AS1	1	(AM/FM, W/C. DISC)			
66-AT2	1	BRACKET(L), FRONT-AUDIO			
N034-66-AS2	1	(AM/FM, W/C. DISC)			
66-AT7	1	BRACKET(RR), AUDIO			
NB41-66-AS3	1	(AM/FM, W/C. DISC)			
66-870J	1	AUDIO SET			
NB40-66-9C0	1	(ILLUST. NO. 1) (AM/FM, W/O C. DISC)			
NB41-66-9C0	1	(ILLUST. NO. 2) (AM/FM, W/C. DISC)			
66-890B	1	BRACKET			
NB38-66-9B1	1	(W/O AUDIO) (AM/FM, W/O C. DISC)			
66-903	2	BRACKET, TUNER			
FD04-66-AW1	2	PANASONIC (AM/FM, W/O C. DISC)			
66-911B	2	COVER, HOLE			
NB40-66-BC4	2	PANASONIC (AM/FM, W/O C. DISC)			
66-970F	1	CORD, EARTH			
NB38-66-997	1	(W/O AUDIO) (AM/FM, W/O C. DISC)			

(AM/FM, W/C. DISC)

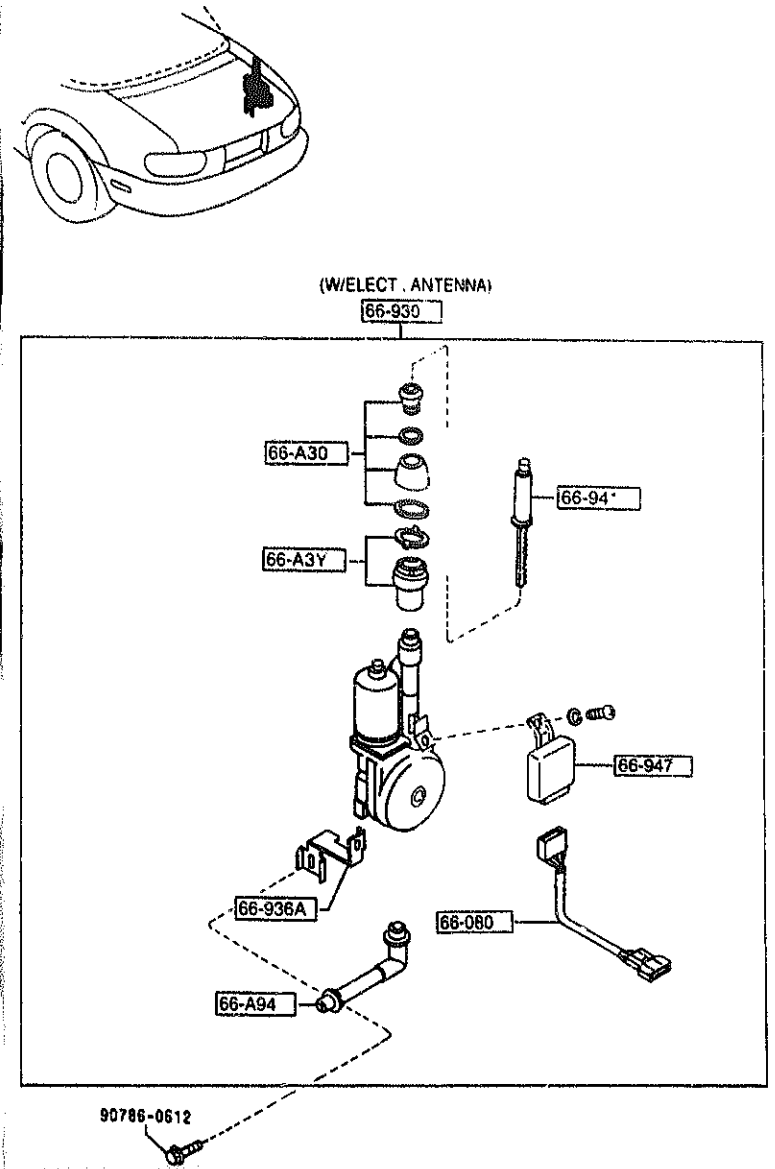


PART NO	QTY	MODEL/RESTRICTION	MODEL/RESTRICTION	MODEL/RESTRICTION	GROUP ID
66-991N		CORD, EARTH			
NO.2 66-870J	1	(AM/FM, W/C. DISC)			
76-556		KNOB, VOLUME			
NB48-66-BC1 AN(TB48-66-BC1)	1	(AM/FM, W/O C. DISC)			6801
TB48-66-BC1	1	(AM/FM, W/O C. DISC)			6801-

6801 NASSHV-723096



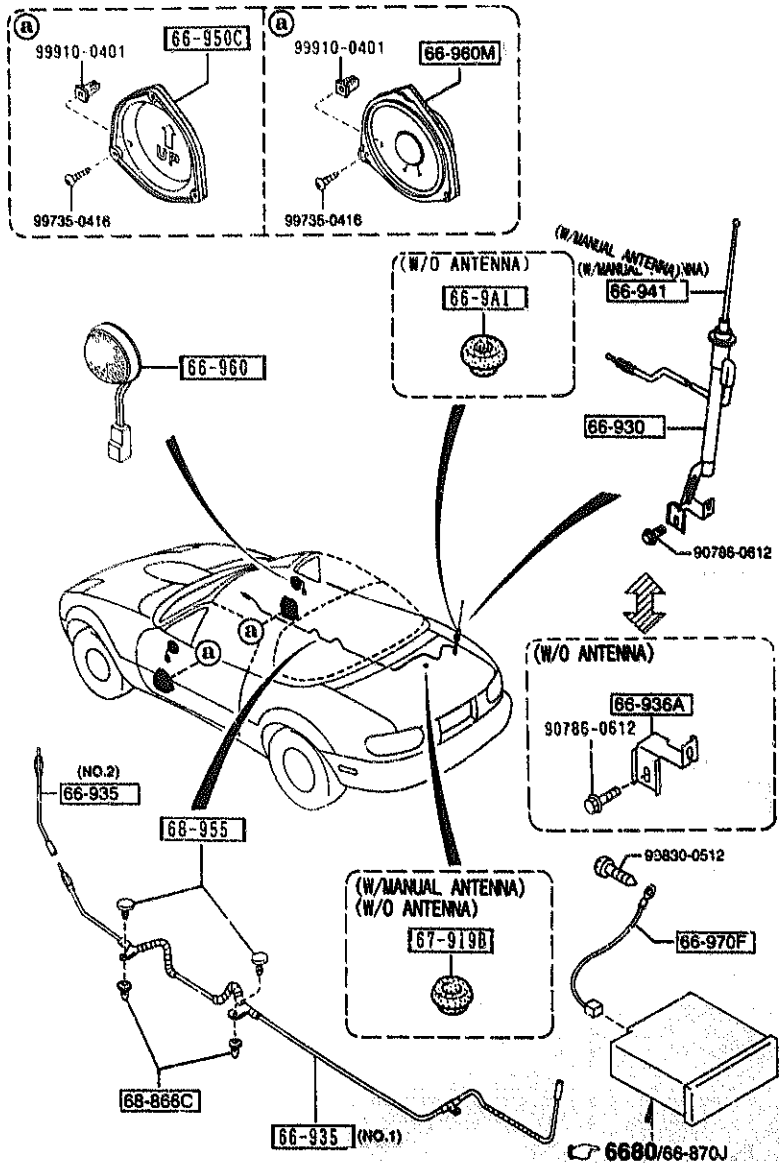
AUNA06



AUNA08

6682 AUDIO SYSTEMS (ANTENNA & SPEAKER)

(1/2)



6682 -1 AUDIO SYSTEMS (ANTENNA & SPEAKER)

PART NO	QTY	MODEL/RESTRICTION	MODEL/RESTRICTION	MODEL/RESTRICTION	FORM-10
66-A3Y N007-66-A3Z	1	PLATE, EARTH-MOTOR ANTENNA P. E. GR. L-PKG. (W/ELECT. ANTENNA)			
66-A30 N007-66-A9Y	1	NUT, MOUNTING-ANTENNA P. E. GR. L-PKG. (W/ELECT. ANTENNA)			
66-A94 N007-66-A90	1	PIPE, DRAIN-ANTENNA P. E. GR. L-PKG. (W/ELECT. ANTENNA)			
66-080 N007-66-D10	1	CORD P. E. GR. L-PKG. (W/ELECT. ANTENNA)			
66-9A1 FB01-66-9A1A	1	COVER, HOLE-ANTENNA (W/O ANTENNA)			
66-930 N007-66-930A	1	ANTENNA, RADIO P. E. GR. L-PKG. (W/ELECT. ANTENNA)			
66-930 N034-66-930	1	BASE, F-SV, R-PKG, T-PKG. (W/MANUAL ANTENNA)			
66-935 NA01-66-940C	1	FEEDER-ANTENNA (ILLUST. NO.1)			
66-935 NB40-66-940	1	FEEDER-ANTENNA (ILLUST. NO.2) (AM/FM, W/D C. DISC)			
66-936A N007-66-A9X	1	BRKT, MOTOR-ANTENNA P. E. GR. L-PKG. (W/ELECT. ANTENNA) (W/O ANTENNA)			
66-941 N007-66-A3X	1	POLE, ANTENNA P. E. GR. L-PKG. (W/ELECT. ANTENNA)			
66-930A KA03-66-930A	1	BASE, F-SV, R-PKG, T-PKG. (W/MANUAL ANTENNA)			
66-947 *N007-66-A3Y	1	RELAY, ANTENNA P. E. GR. L-PKG. (W/ELECT. ANTENNA)			7801-
7801 NA35RV-739024					

AUNA06

CAT. AUNA06-03

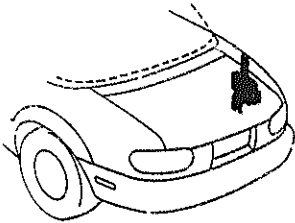
1998-07

3-7

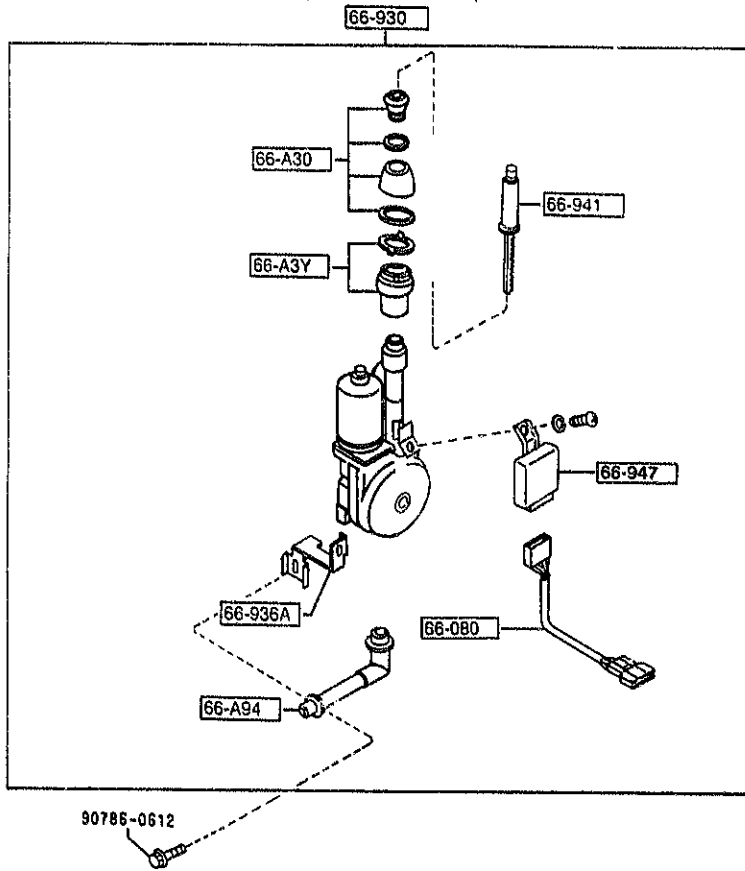
6682 -2 * AUDIO SYSTEMS (ANTENNA & SPEAKER)

6682 AUDIO SYSTEMS (ANTENNA & SPEAKER)

(2/2)



(W/ELECT. ANTENNA)



PART NO	QTY	MODEL/RESTRICTION	MODEL/RESTRICTION	MODEL/RESTRICTION	FROM TO
66-950C		BRACKET, LOUD SPEAKER			
NA01-66-980A	2	(W/O AUDIO)			
66-960		SPEAKER, LOUD-FRONT			
NB42-66-960	2	(AM/FM, W/C. DISC)			
66-960M		SPEAKER, LOUD-DOOR			
BD2T-66-960	2	(AM/FM, W/O C. DISC)			
NQ34-66-960	2	(AM/FM, W/C. DISC)			
66-970F		CORD, EARTH			
NR3B-66-997	1	(W/O AUDIO) (AM/FM, W/O C. DISC)			
67-919B		GROMMET			
NR07-67-021	1	BASE, F-SV, R-PKG, T-PKG. (W/MANUAL ANTENNA) (W/O ANTENNA)			
68-866C		FASTENER, SEAL			
B235-68-865A	2				
68-955		FASTENER, LIFT GATE T RIM			
GJ37-68-955	2				
00	INT-	NA3 NA4 NA5 NA6 BLACK			

AUNA06

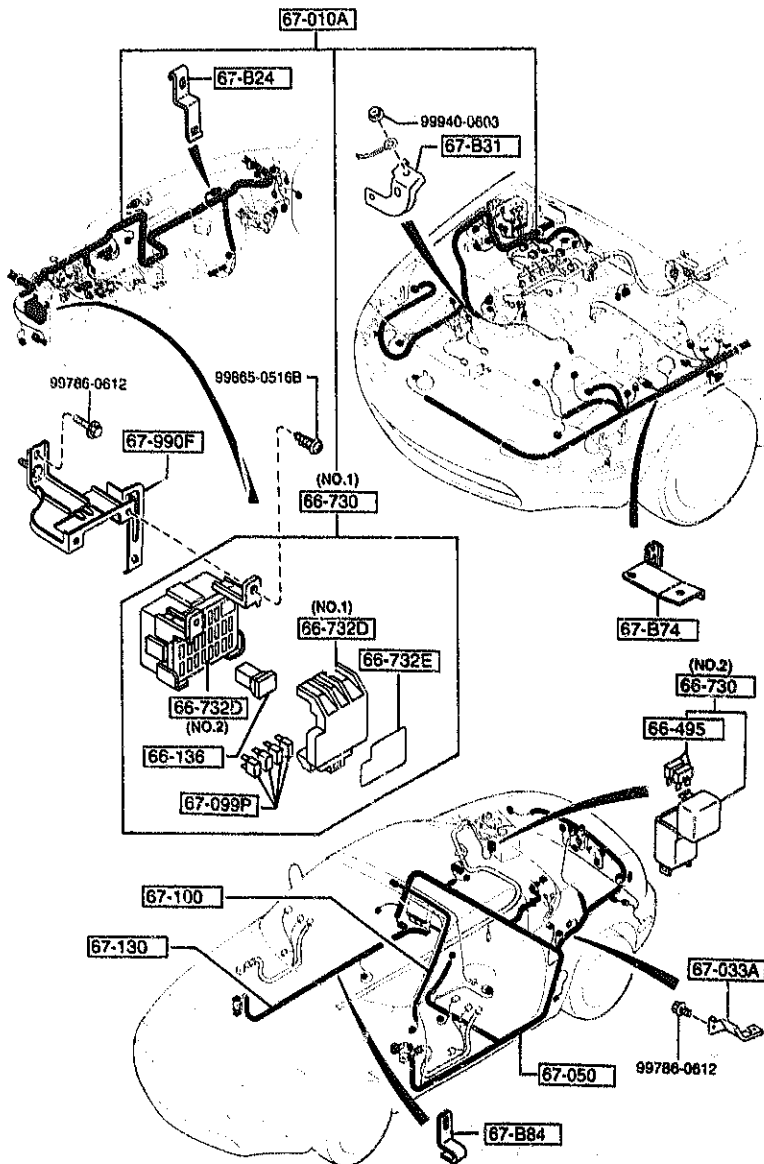
CAT. AUNA06-03

1998-07

3-K 7

6700 -1 FRONT & REAR WIRING HARNESSSES

6700 FRONT & REAR WIRING HARNESSSES



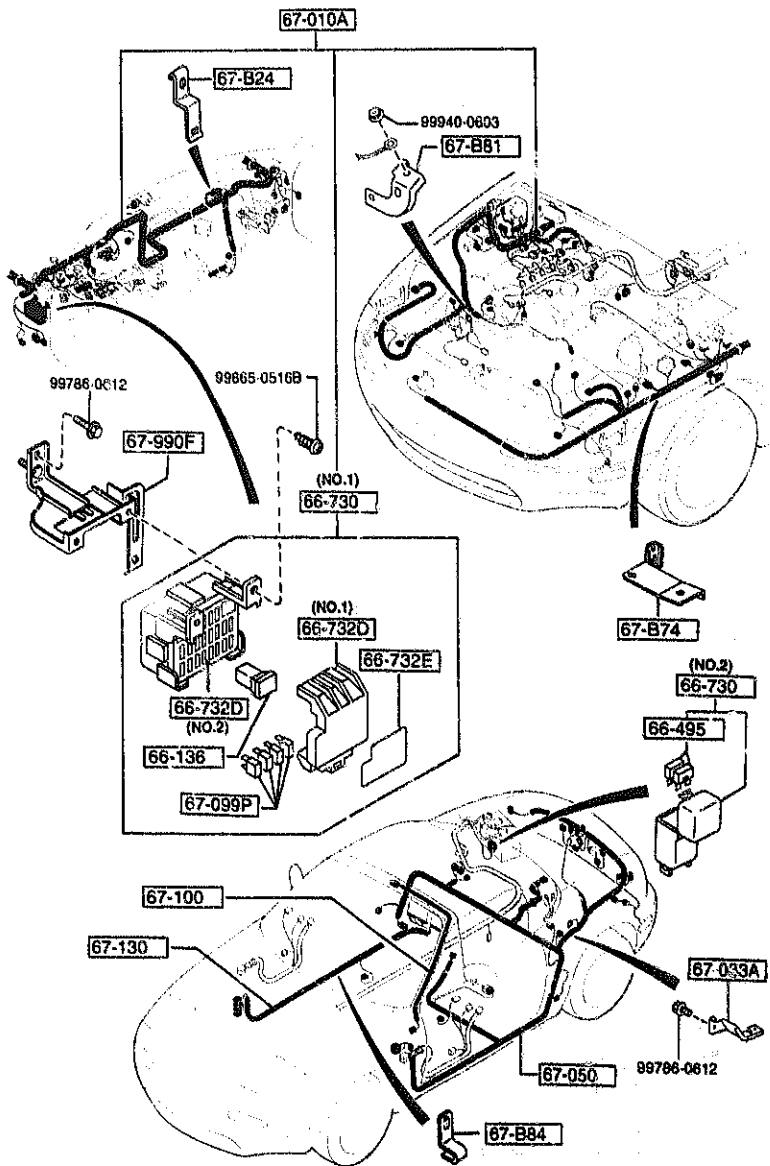
PART NO.	QTY	MODEL/RESTRICTION	MODEL/RESTRICTION	MODEL/RESTRICTION	FROM TO
66-136		FUSE (30A)			
T001-67-593	1				
66-495		FUSE (10A)			
99705-1110	2				
66-730		BLOCK,FUSE			
NB11-66-730	1	(ILLUST. NO.1)			
N008-66-730	1	(ILLUST. NO.2)			
66-732D		COVER,FUSE BLOCK			
NA01-66-731A	1	FURUKAWA (ILLUST. NO.1)			
NB11-66-731	1	(ILLUST. NO.2)			
66-732E		LABEL,CAUTION-FUSE C OVER			
NB11-66-732	1				
67-B24		BRACKET			
NA75-67-B11A	1	(W/AIR BAG-DRIV.8PAS S.SIDE)			
67-B74		BRACKET,HARNESS			
N018-67-BW0	1				
67-B81		BRACKET,HARNESS-ENGI NE			
NA75-67-B81	1				
67-B84		BRACKET			
NA75-67-B12	1				
67-010A		HARNESS,FRONT			
NB38-67-010D	1	((MT)>(W/O A. LOCK B RAKE))			-6C01
NB40-67-010D	1	((MT)>(W/A. LOCK BRA KE))			-6C16
NB42-67-010D	1	((AT)>(W/O A. LOCK B RAKE))			-6C16
NB43-67-010D	1	((AT)>(W/A. LOCK BRA KE))			-6C16
NC29-67-010A	1	BASE, H-PKG, R-PKG, (W/O AUTO CRUISE.CDN T.)			6C01-
6C01 NA35*V-725591					
6C16 NA35*V-726785					

AUNA06

CAT. AUNA06-03

1998-07

6700 FRONT & REAR WIRING HARNESSSES



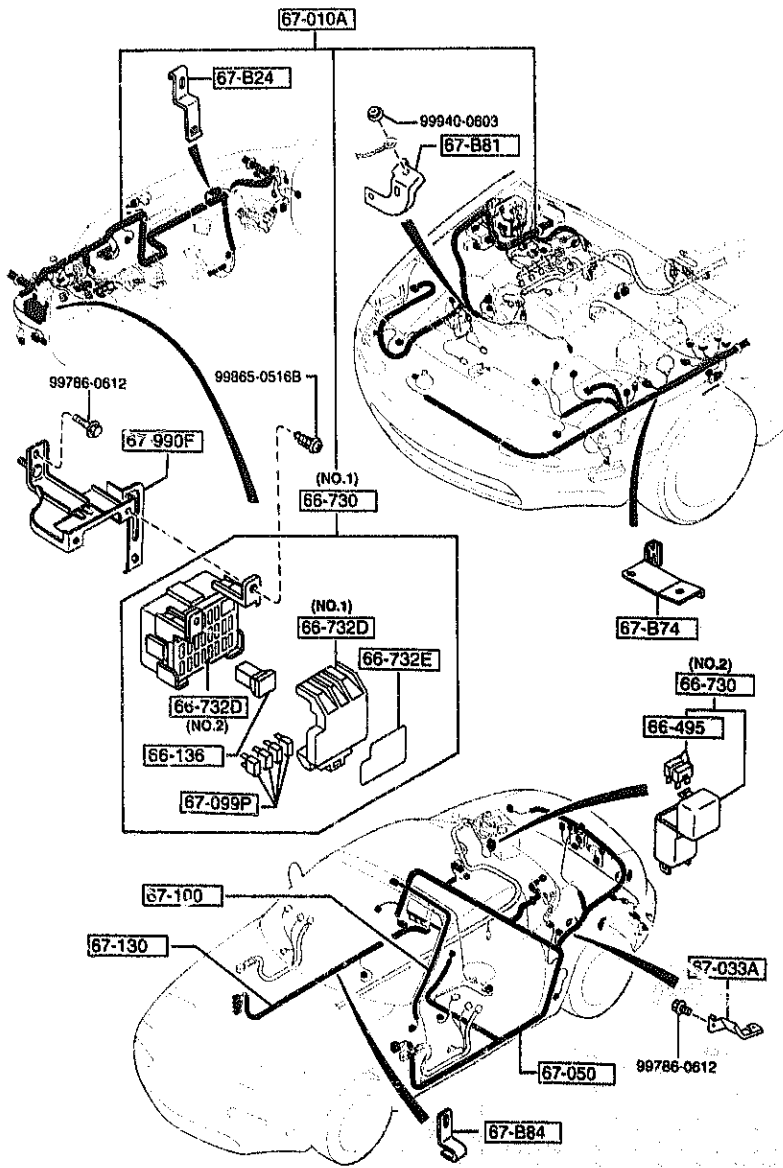
6700 -2 FRONT & REAR WIRING HARNESSSES

PART NO.	QTY	MODEL/RESTRICTION	MODEL/RESTRICTION	MODEL/RESTRICTION	FROM TO
CONT'D		((MT))>(W/O A. LOCK B RAKE)			
NB38-67-010D	1	P.E.GR. L-PKG. (H/AUTO CRUISE CONT.)			6C01-6C16
		((MT))>(W/O A. LOCK B RAKE)			
NB38-67-010E	1	P.E.GR. L-PKG. (H/AUTO CRUISE CONT.)			6C16-
		((MT))>(W/O A. LOCK B RAKE)			
NB40-67-010E	1	((MT))>(W/A. LOCK BRAKE)			6C16-
NB42-67-010E	1	((AT))>(W/O A. LOCK B RAKE)			6C16-
NB43-67-010E	1	((AT))>(W/A. LOCK BRAKE)			6C16-
		67-033A	BRACKET,WIRING		
N007-67-B10A	1				
		67-050	HARNESS,REAR		
NB84-67-050	1	(W/O A. LOCK BRAKE)			-6C01
NB86-67-050	1	(W/A. LOCK BRAKE)			-6C01
NB84-67-050B	1	(W/O A. LOCK BRAKE)			6C01-
NB86-67-050B	1	(W/A. LOCK BRAKE)			6C01-
		67-099P	FUSE		
99705-1210	1	10A			
99705-1215	6	15A			
99705-1220	1	20A			
99705-1230	1	30A			
		67-100	HARNESS,ROOM LAMP		
NB38-67-100G	1				
		67-130	HARNESS*NO.2*,FRONT		
NB84-67-110	1	(W/O A. LOCK BRAKE)			
NB86-67-110	1	(W/A. LOCK BRAKE)			
		6C01	NA35*V-725591		
		6C16	NA35*V-726785		

AUNA06

CAT. AUNA06-03

1998-07



PART NO.	QTY	MODEL/RESTRICTION	MODEL/RESTRICTION	MODEL/RESTRICTION	FIGURE
67-990F		BRACKET, HARNESS			
NA01-67-BJ0A	1				

AUNA06

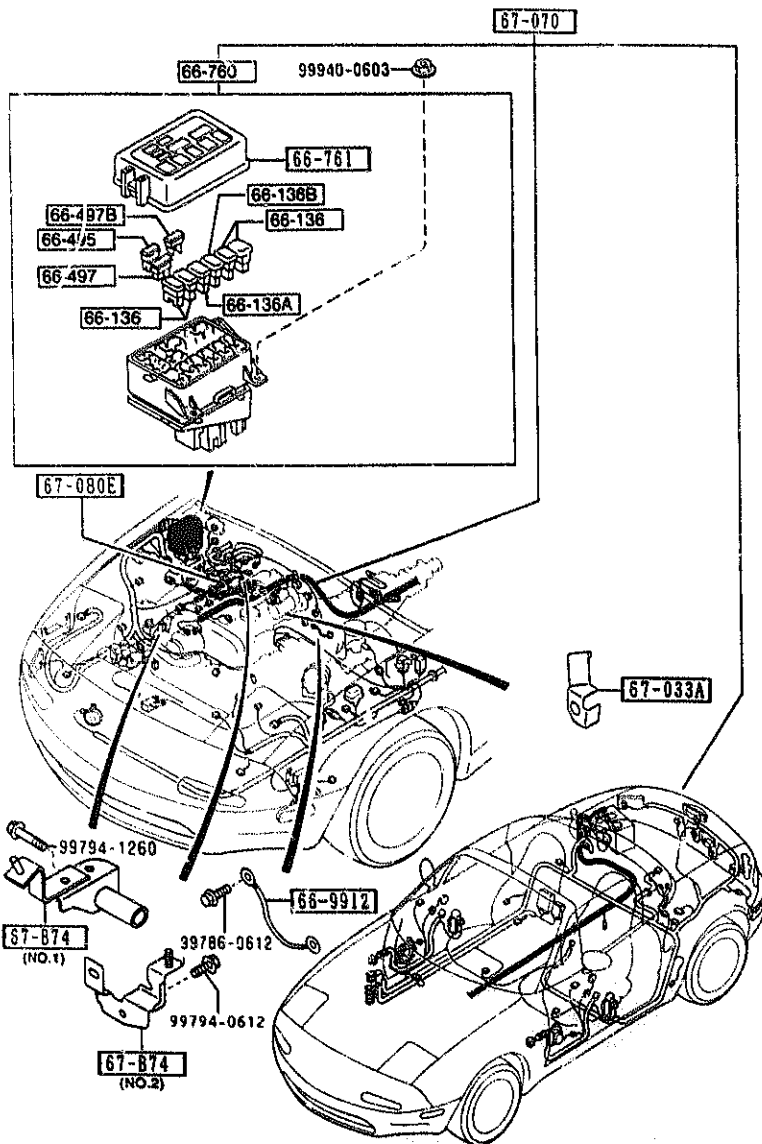
CAT. AUNA06-03

1998-07

3-N 7

6701 ENGINE & TRANSMISSION WIRING HARNESSSES

6701 -1 ENGINE & TRANSMISSION WIRING HARNESSSES



PART NO	QTY	MODEL/RESTRICTION	MODEL/RESTRICTION	MODEL/RESTRICTION	FROM-TO
66-136		FUSE (30A)			
H115-67-099	4				
66-136A		FUSE (40A)			
H116-67-099	1	40A			
66-136B		FUSE (80A)			
H117-67-099	1				
66-495		FUSE (10A)			
99705-1110	1				
66-497		FUSE (20A)			
99705-1120	1				
66-497B		FUSE (30A)			
99705-1130	1				
66-760		BLOCK,MAIN FUSE			
NB11-66-760	1				
66-761		COVER,MAIN FUSE BLOC			
NB11-66-762	1				
66-9912		WIRE,EARTH			
NA75-67-EW1B	1				
67-874		BRACKET,HARNESS			
NA80-67-B80	1	(ILLUST. NO.1)			
NB84-67-B80	1	(ILLUST. NO.2)			
67-033A		BRACKET,WIRING			
NA01-67-B10B A (NA01-67-B10C)	1				-7701
NA01-67-B10C	1				7701-
67-070		HARNESS,ENGINE			
NB11-67-070B	1	((MT))>(W/D A. LOCK B RAKE)			
NB12-67-070B	1	((MT))>(W/A. LOCK BRA KE)			
7701 NA35MV-738443					

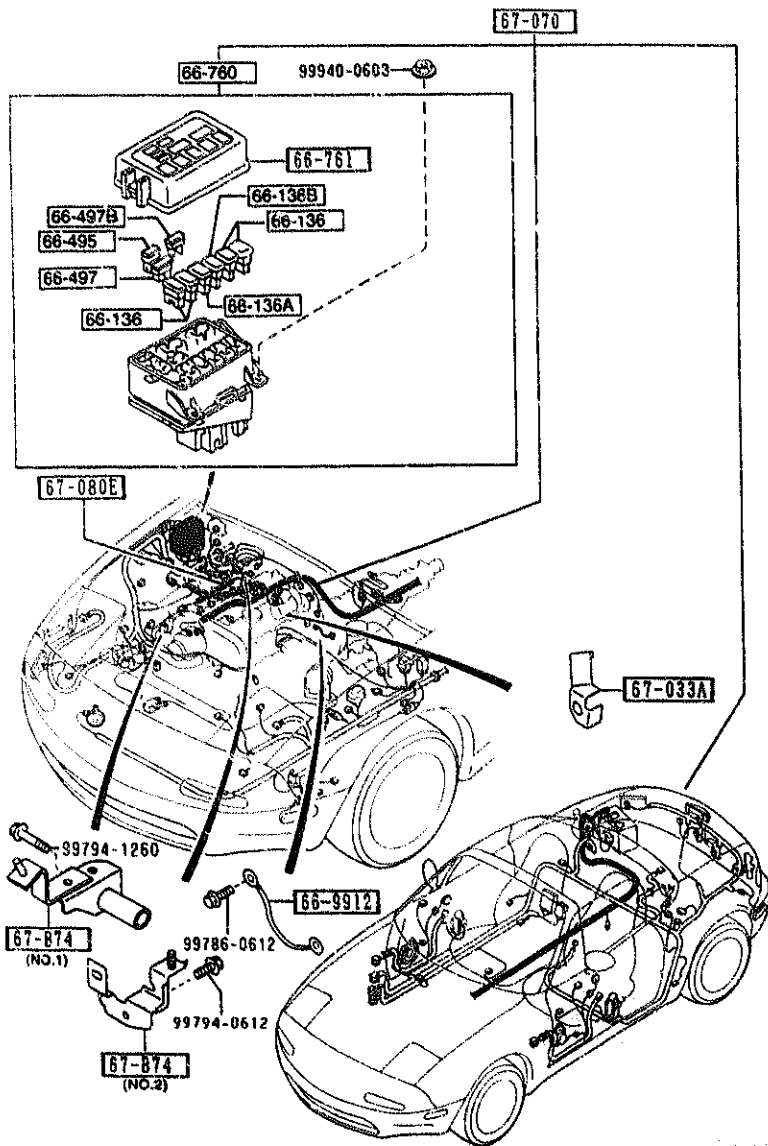
AUNA06

CAT. AUNA06-03

1998-07

6701 ENGINE & TRANSMISSION WIRING HARNESSSES

6701 -2 M ENGINE & TRANSMISSION WIRING HARNESSSES



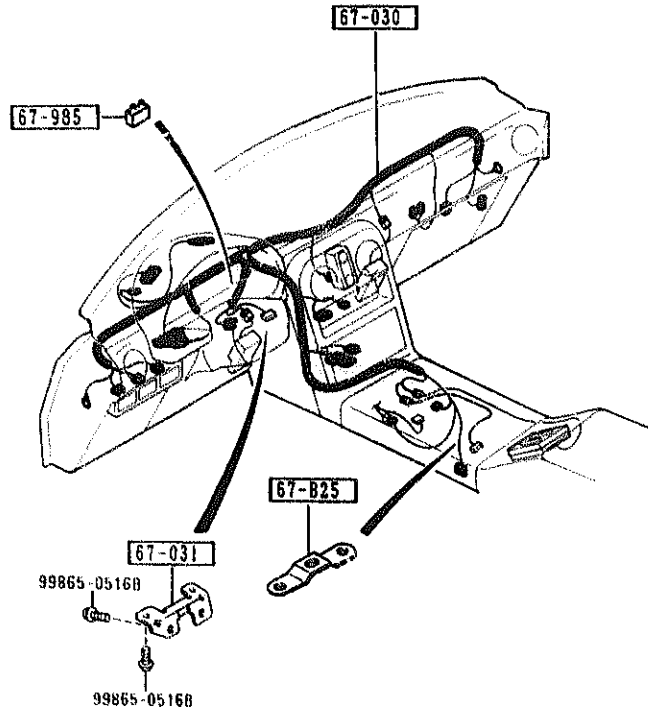
PART NO	QTY	MODEL/RESTRICTION	MODEL/RESTRICTION	MODEL/RESTRICTION	REMARKS
CONT'D					
NB13-67-070B	1	((CAT)) (W/O A. LOCK B RAKE)			
NB14-67-070B	1	((CAT)) (W/A. LOCK BRA KE)			
		↑ 67-080E ↓			
NB38-67-660A	1	WIRING, INJECTOR			

AUNA06

CAT. AUNA06-03

1998-07

6702 DASHBOARD WIRING HARNESSSES



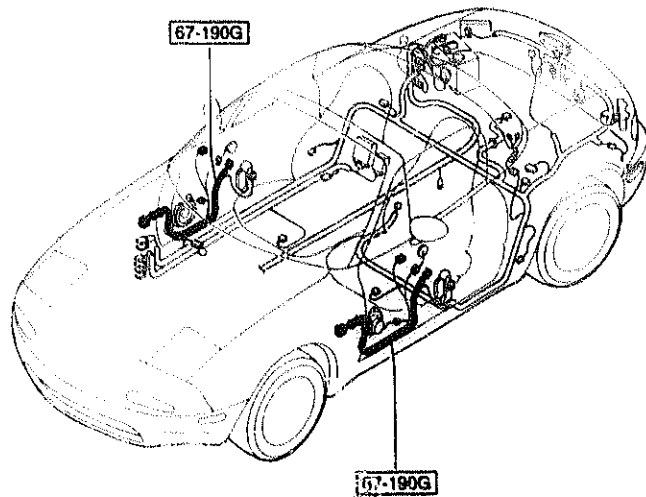
6702 -1 * DASHBOARD WIRING HARNESSSES

PART NO.	QTY	MODEL/RESTRICTION	MODEL/RESTRICTION	MODEL/RESTRICTION	COM. 1:
67-B25		BRACKET, HARNESS			
NA01-67-B31	1	(MT)			
67-030		HARNESS, INSTRUMENT			
NB38-67-030B	1	(AM/FM, W/C. DISC) (MT)			
NB42-67-030B	1	(AM/FM, W/C. DISC) (AT)			
NB43-67-030B	1	(AM/FM, W/O C. DISC) (W/O AUDIO) (AT)			
NB39-67-030R	1	(AM/FM, W/O C. DISC) (W/O AUDIO) (MT)			-6C01
NB39-67-030B	1	(AM/FM, W/O C. DISC+W/ AUTO CRUISE CONT.) (W/O AUDIO+W/AUTO CR UISE. CONT.) (MT)			6C01-
NC29-67-030	1	(W/O AUDIO+W/O AUTO CRUISE CONT.) (AM/FM, W/O C. DISC+W/ O AUTO CRUISE CONT.) (MT)			6C01-
67-031		BRACKET			
NB38-60-1A1B	1				
67-985		CONNECTOR, SHORT			
NA80-67-5C0	1	(W/O DAY RUNNING LAMP)			

6C01 NA35HV-725591

6703 -1 * DOOR, FLOOR & CEILING WIRING HARNESSSES

6703 DOOR, FLOOR & CEILING WIRING HARNESSSES

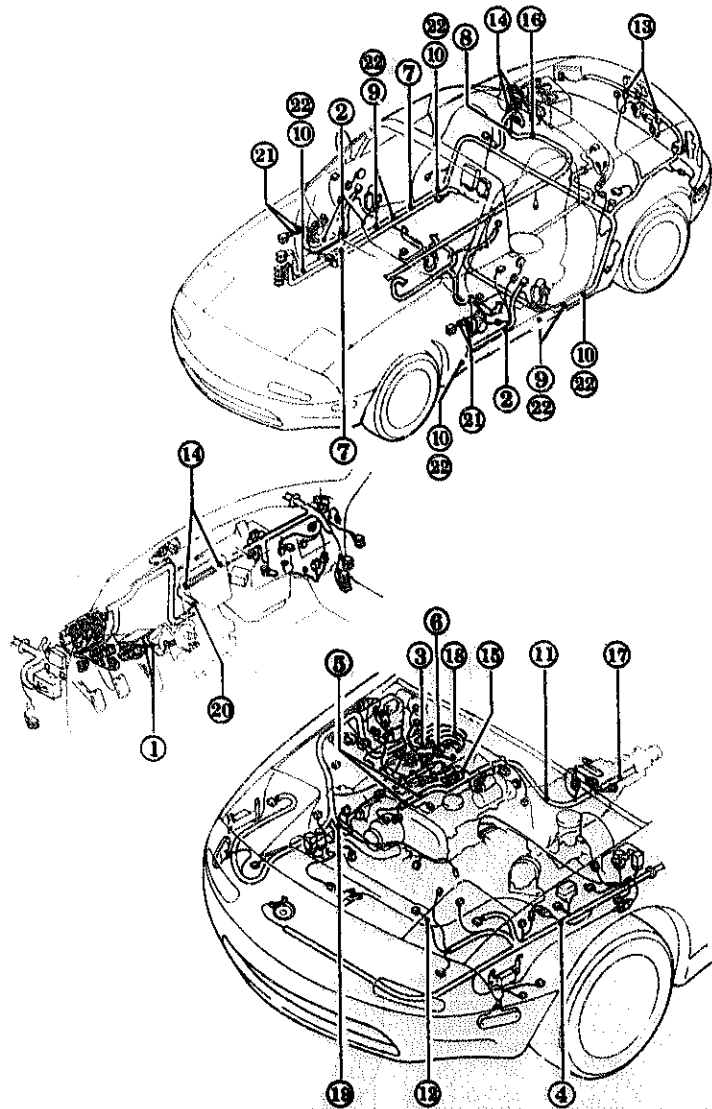


PART NO	QTY	MODEL RESTRICTION	MODEL RESTRICTION	MODEL RESTRICTION	GROUP ID
67-190G					
NA01-67-190A	2	(W/MANUAL DR MIRROR, W/O TWEETER SPK., W/D POWER WIND.)			
NA02-67-190A	2	(W/MANUAL DR MIRROR, W/O TWEETER SPK., W/P OMER WIND.)			
NA53-67-190D	2	(W/ELECT. DR MIRROR, W/O TWEETER SPK.)			
NB11-67-190B	2	(W/MANUAL DR MIRROR, W/TWEETER SPK.)			
NB12-67-190C	2	(W/ELECT. DR MIRROR, W/TWEETER SPK.)			























AUNA06

CAT. AUNA06-03

1998-07



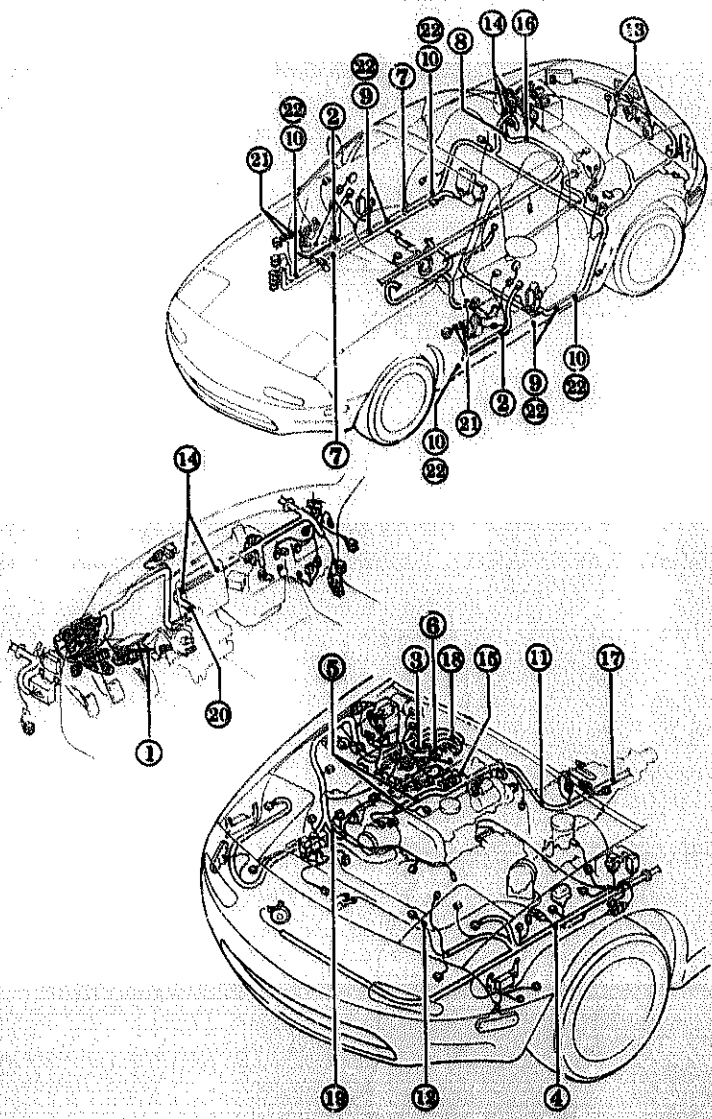
AUNA06

① 14-726 	② 45-961B 	③ 67-CS1  99786-0612	④ 67-CT2 	⑤ 34-C10 
⑥ 20-451 	⑦ 67-013D 	⑧ 67-014F  99786-0620	⑨ 67-022 	⑩ 67-026 
⑪ 67-048A  99786-0612	⑫ 67-051E 	⑬ 67-051J 	⑭ 67-052H 	⑮ 67-062B  99786-0612
⑯ 67-072H  99786-0620	⑰ 67-073  99796-0812	⑱ 67-073B  99940-0603	⑲ 67-074  99786-0612	⑳ 67-076 
㉑ 67-191 	㉒ 68-865 			

AUNA06

6704 WIRING HARNESS CLAMPS

(1/2)

























6704 -1 WIRING HARNESS CLAMPS

PART NO.	QTY	MODEL/RESTRICTION	MODEL/RESTRICTION	MODEL/RESTRICTION	CF-9M-10
14-726		BAND			
N304-14-726	2				
20-451		CLIP			
B612-20-466	1				
34-C10		BAND, PIPE			
B214-34-C10	2				
45-961B		CAP			
H002-45-961	4				
67-CS1		CLIP, HARNESS			
N001-67-CS1C	1				
67-CT2		CLIP, HARNESS			
NA01-67-CH5	1				
67-013D		PROTECTOR, HARNESS			
NA75-67-P54	2				
67-014F		PROTECTOR, HARNESS			
NA01-67-P71	1				
67-022		CLIP, HARNESS			
NA01-67-CW5A	4				
67-026		CLIP, HARNESS			
NA02-67-CW5A	4				
67-048A		CLIP, HARNESS			
NA01-67-CS1	1				
67-051E		CLIP			
UB42-67-051	1				
67-051J		CLIP			
0031-67-053A	2				
67-052H		CLIP			
0030-67-018A	4				

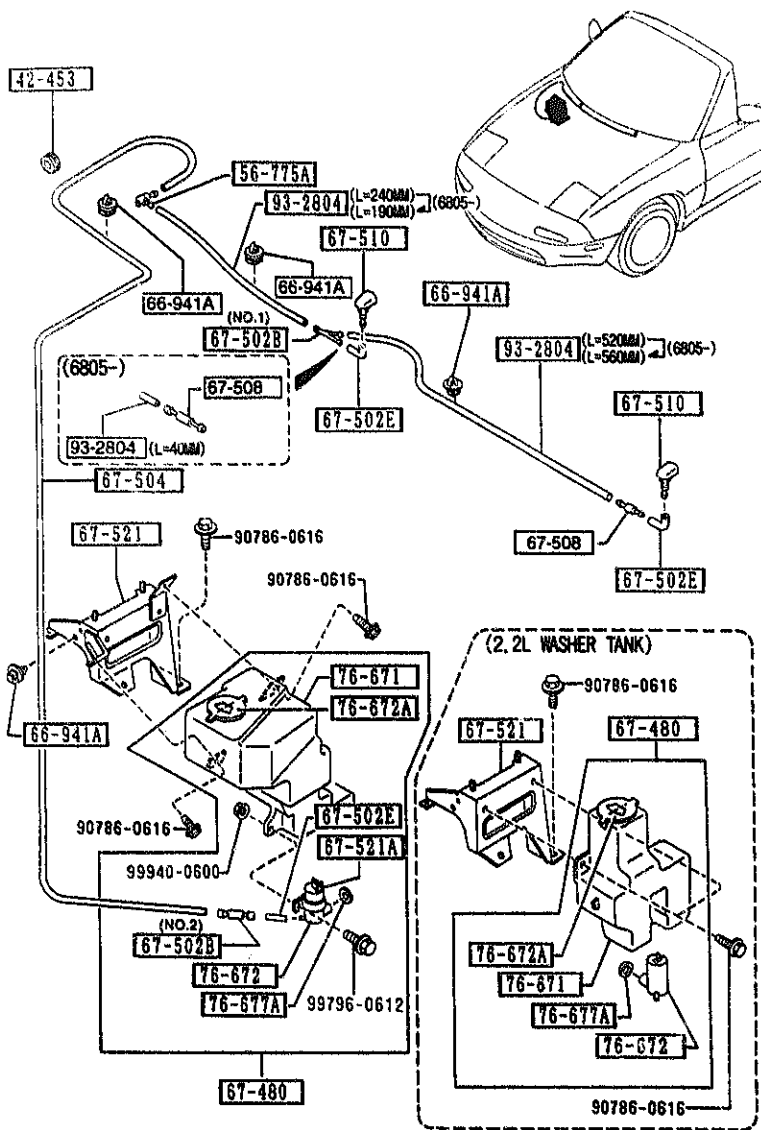
6704 WIRING HARNESS CLAMPS

(2/2)

① 14-726 	② 45-961B 	③ 67-CS1 99786-0612 	④ 67-CT2 	⑤ 34-C10 
⑥ 20-451 	⑦ 67-013D 	⑧ 67-014F 99786-0620 	⑨ 67-022 	⑩ 67-026 
⑪ 67-048A 99786-0612 	⑫ 67-051E 	⑬ 67-051J 	⑭ 67-052H 	⑮ 67-062B 99786-0612 
⑯ 67-072H 99786-0620 	⑰ 67-073 99796-0812 	⑱ 67-073B 99940-0603 	⑲ 67-074 99786-0612 	⑳ 67-076 
㉑ 67-191 	㉒ 68-865 			

PART NO	QTY	MODEL/RESTRICTION	MODEL/RESTRICTION	MODEL/RESTRICTION	REMARK
67-062B NA02-67-CS1A	1	CLIP, HARNESS			
67-072H NA01-67-CS6	1	CLIP, ENGINE HARNESS			
67-073 UB73-67-073A	1	CLIP			
67-073B H261-67-073	1	CLIP			
67-074 NA01-67-CS5	1	CLIP, HARNESS			
67-076 NA01-67-CH8	1	CLIP, ENGINE HARNESS			
67-191 B300-67-HD1	4	GROMMET			
68-865 B003-68-865	8	FASTENER			
00	INT-	NA3 NA4 NA5 NA6 BLACK			

6720

WINDSHIELD WASHER
(W/O ANTI LOCK BRAKE)

AUNA06

6720 -1 WINDSHIELD WASHER
(W/O ANTI LOCK BRAKE)

PART NO.	QTY	MODEL/RESTRICTION	MODEL/RESTRICTION	MODEL/RESTRICTION	FORM 10
42-453		PROTECTOR, CABLE			
8048-42-453	1				
56-775A		CLIP, WASHER HOSE			
LA01-67-505B	1				
66-941A		CLIP			
GB08-66-941	4				
67-480		TANK, WASHER-FRONT			
NA01-67-480A	1	(2.2L WASHER TANK)			
NA04-67-480B	1	(4.5L WASHER TANK)			
67-502B		JOINT, HOSE			
H001-67-502	1	(ILLUST. NO.1)			
4116-67-502	1	(ILLUST. NO.2)			
67-502E		JOINT, ELBOW-W. TANK			
S084-67-502	3	(4.5L WASHER TANK)			
67-504		HOSE 'C', WASHER			
NA01-67-501A	1				
67-508		VALVE, CHECK			
DR05-67-502	1				
FA54-67-508	2				
67-510		NOZZLE, WASHER-F. WIND			
NA01-67-510	2				
67-521		BRACKET, WASHER TANK			
NA01-67-520	1	(2.2L WASHER TANK)			
NA04-67-520	1	(4.5L WASHER TANK)			
67-521A		BRACKET			
S095-67-521	1	(4.5L WASHER TANK)			
76-671		TANK, WASHER			
NA01-67-481	1	(2.2L WASHER TANK)			

6805 NA35KV-719634

-6805
6805-

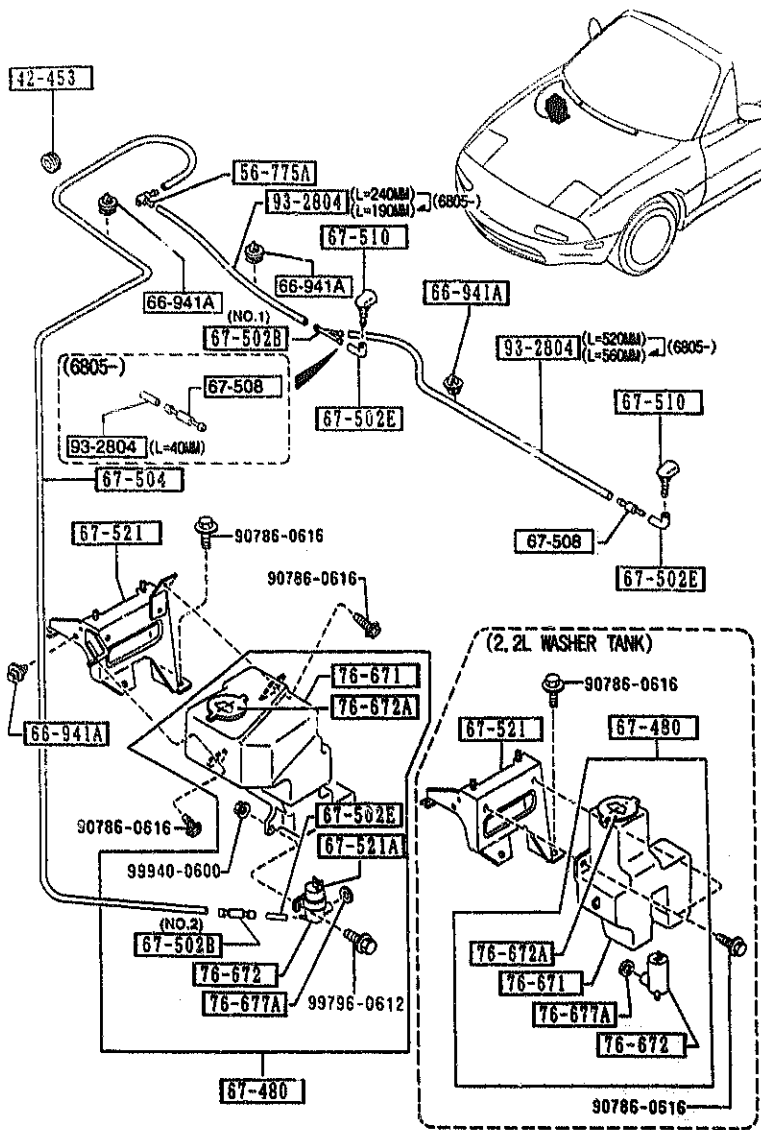
CAT. AUNA06-03

1998-07

3-J 8

6720 WINDSHIELD WASHER
(W/O ANTI LOCK BRAKE)

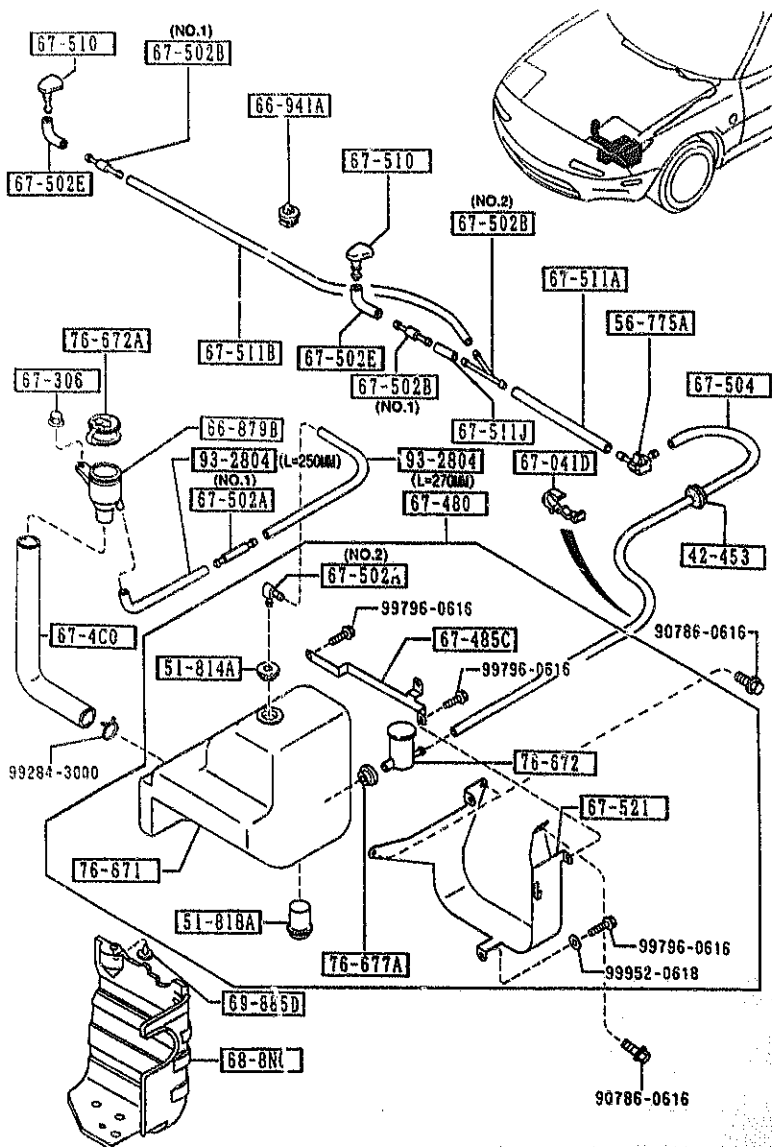
6720 -2 * WINDSHIELD WASHER
(W/O ANTI LOCK BRAKE)



PART NO.	QTY	MODEL/RESTRICTION	MODEL/RESTRICTION	MODEL/RESTRICTION	LEOM. E-1
CONT'D					
NA04-67-481	1	(4.5L WASHER TANK)			
↑ 76-672 ↓		PUMP, WASHER			
S084-76-672	1				
↑ 76-672A ↓		CAP, TANK			
UB39-51-815	1				
↑ 76-677A ↓		GROMMET, WASHER TANK			
S084-76-577	1				
↑ 93-2804 ↓		PIPE, VINYL			
99328-04010	1	L=10M CUT IT TO USE			

6720 A WINDSHIELD WASHER
(W/ANTI LOCK BRAKE)

6720 A-1 WINDSHIELD WASHER
(W/ANTI LOCK BRAKE)



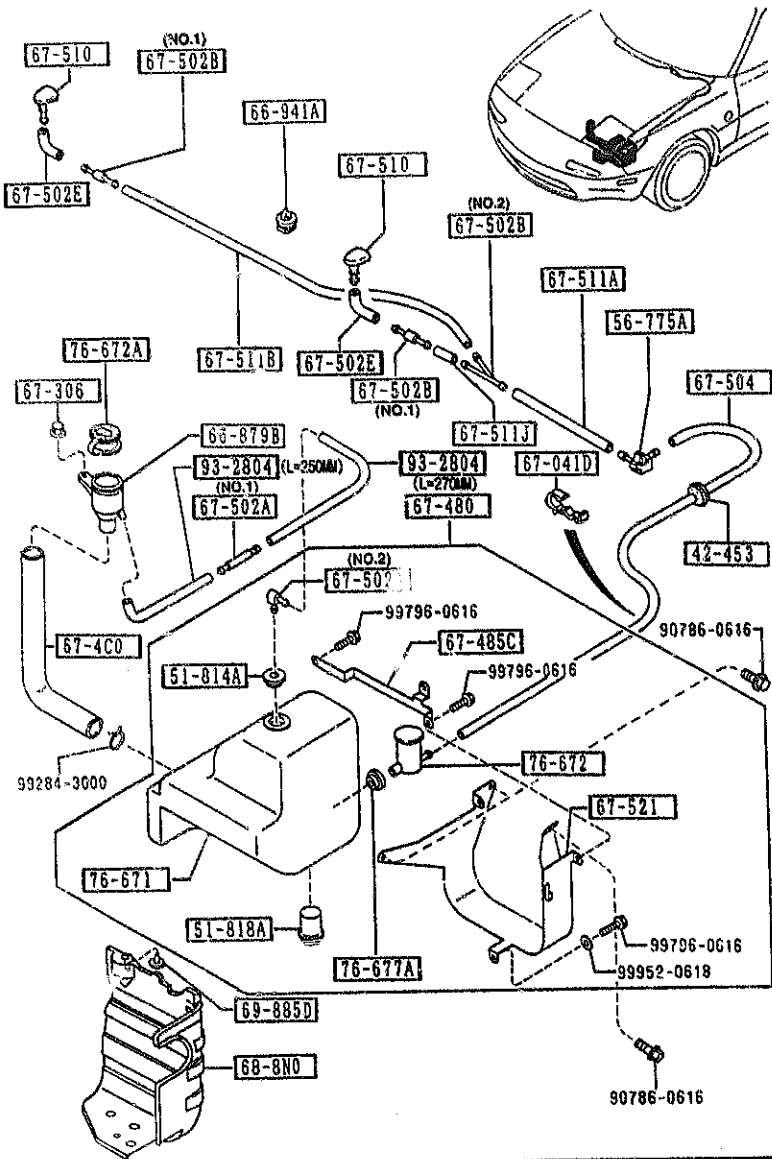
PART NO.	QTY	MODEL/RESTRICTION	MODEL/RESTRICTION	MODEL/RESTRICTION	FROM TO
42-453		PROTECTOR,CABLE			
B048-42-453	1				
51-814A		GROMMET,WASHER TANK			
R002-51-814	1				
51-818A		SWITCH,LEVEL-WASHER TANK			
NA17-67-488	1				
56-775A		CLIP,WASHER HOSE			
LA01-67-505B	1				
66-879B		JOINT			
NA17-67-4C2	1				
66-941A		CLIP			
GB08-66-941	3				
67-041D		CLIP,HARNES			
B092-67-041	1				
67-306		NUT,WIPER LINK			
6J21-67-306	1				
67-4C0		PIPE,FILLER-F.WASHER TANK			
NA17-67-4C1	1				
67-480		TANK,WASHER-FRONT			
NA17-67-4T0A	1				
67-485C		BRKT*A*,WASHER TANK-FRT			
NA18-67-521	1				
67-502A		JOINT,HOSE			
NA17-67-502	1 (ILLUST. NO.1)				
S013-67-502	1 (ILLUST. NO.2)				
67-52B		JOINT,HOSE			
D805-67-502	2 (ILLUST. NO.1)				
H001-67-502	1 (ILLUST. NO.2)				

AUNA06

CAT. AUNA06-03

1998-07

6720 A WINDSHIELD WASHER
(W/ANTI LOCK BRAKE)



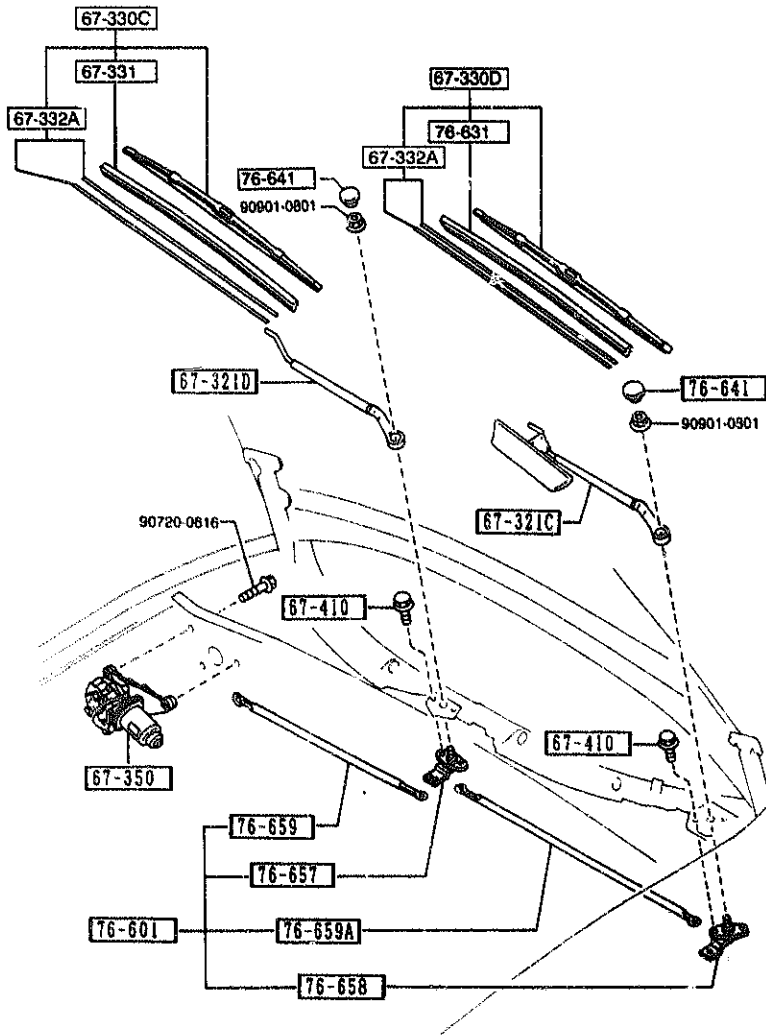
6720 A-2 WINDSHIELD WASHER
(W/ANTI LOCK BRAKE)

PART NO.	QTY	MODEL/RESTRICTION	MODEL/RESTRICTION	MODEL/RESTRICTION	FIGURE
67-502E		JOINT, ELBOW-W. TANK			
S004-67-502	2				
67-504		HOSE 'C', WASHER			
NA17-67-501	1				
67-510		NOZZLE, WASHER-F. WIND			
NA01-67-510	2				
67-511A		PIPE, SCREEN WASHER			
NA18-67-501	1				
67-511B		PIPE, SCREEN WASHER			
NA19-67-501	1				
67-511J		PIPE, SCREEN WASHER			
NA15-67-501	1				
67-521		BRACKET, WASHER TANK			
NA17-67-521	1				
68-8N0		COVER, WASHER TANK			
NA20-56-181A	1				
69-885D		FASTENER			
NA01-56-145	3				
76-671		TANK, WASHER			
NA17-67-471	1				
76-672		PUMP, WASHER			
LB03-67-482	1				
76-672A		CAP, TANK			
GJ21-67-483	1				
76-677A		GROMMET, WASHER TANK			
S084-76-677	1				
93-2804		PIPE, VINYL			
99328-04010		L=10M CUT IT TO USE			

AUNA06

CAT. AUNA06-03

1998-07

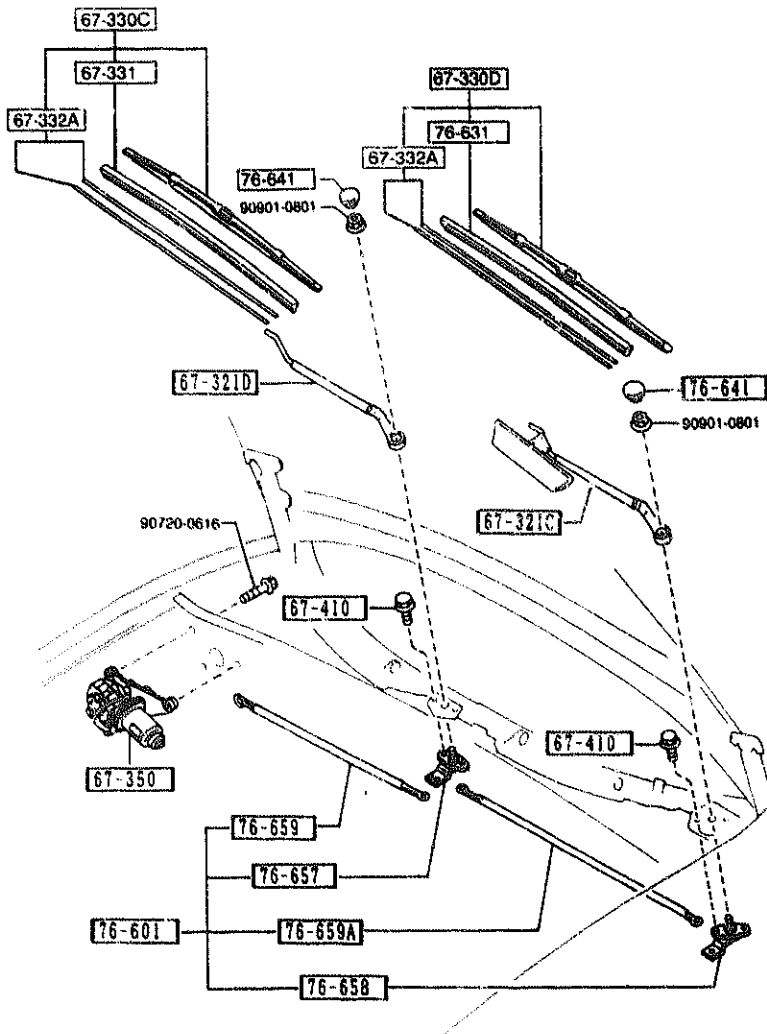


PART NO	QTY	MODEL/RESTRICTION	MODEL/RESTRICTION	MODEL/RESTRICTION	FROM TO
67-321C		ARM,WIPER-DRIVER SIDE			
NA01-67-321	1				
67-321D		ARM,WIPER-PASS. SIDE			
NA02-67-321	1				
67-330C		BLADE(R),WIPER-FRONT			
BR72-67-330B	1				
67-330D		BLADE(L),WIPER-FRONT			
BH95-67-330B	1				
67-331		RUBBER,BLADE-FRONT			
B461-67-331A	1				-7501
D040-67-333	1				7501-
67-332A		PLATE,BACKING			
NA10-67-332	2				7501-
67-350		MOTOR,WIPER			
NA01-67-340B	1	(EXC. COLD SPEC)			-7501
AN(NA01-67-340C)					
NA04-67-340A	1	(COLD SPEC)			-7501
AN(NA04-67-340B)					
NA01-67-340C	1	(EXC. COLD SPEC)			7501-7916
AN(NA01-67-340D)					
NA04-67-340B	1	(COLD SPEC)			7501-7916
AN(NA04-67-340C)					
NA01-67-340D	1	(EXC. COLD SPEC)			7916-
NA04-67-340C	1	(COLD SPEC)			7916-
67-410		BOLT			
B455-67-369	4				
76-601		LINK,WIPER			
NA01-67-360A	1				
76-631		RUBBER,BLADE-FRONT			
D040-67-331A	1				-7501
B(D040-67-333)					
D040-67-333	1				7501-
7501 NA35MV-736444					
7916 NA35MV-739046					

AUNA06

CAT. AUNA06-03

1998-07



PART NO	QTY	MODEL RESTRICTION	MODEL RESTRICTION	MODEL RESTRICTION	FROM TO
76-641	1	COVER, WIPER ARM-FRON			
LA01-67-395A AN(LA01-67-395C)	2				6901-
LA01-67-395C	2				
76-657	1	SHAFT, DRIVE NO. 1			
NA01-67-363	1				
76-658	1	SHAFT, DRIVE NO. 2			
NA01-67-364	1				
76-659	1	ARM NO. 1, LINK			
NA01-67-361	1				
76-659A	1	ARM NO. 2, LINK			
NA01-67-362	1				

6901 NA35NV-720297



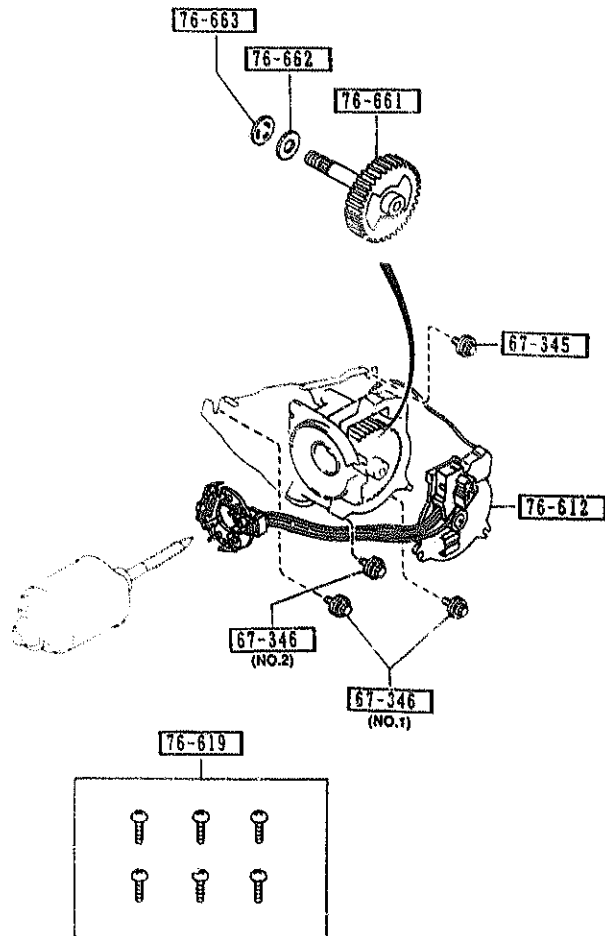
AUNA06

CAT. AUNA06-03

1998-07

6740 WIPER MOTOR COMPONENTS

COMPONENTS OF NAO1-67-340D
NAO4-67-340C



6740 -1 W WIPER MOTOR COMPONENTS

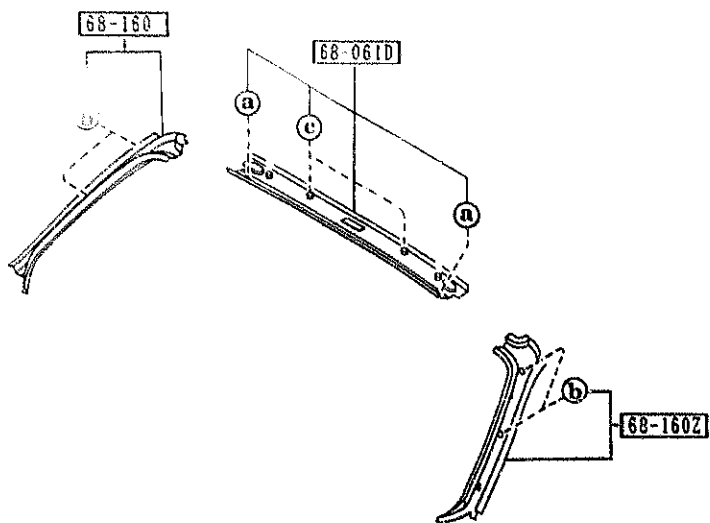
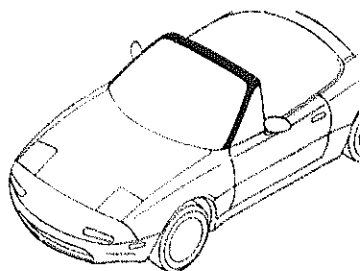
PART NO.	QTY	MODEL/RESTRICTIONS	MODEL/RESTRICTIONS	MODEL/RESTRICTIONS	FIGURE
67-345	1	SCREW, EARTH SET-MOTO R BRK			
NAO1-67-345	1				
67-346	2	SCREW, BRACKET-WIPER MOTOR			
NAO1-67-346	2	(ILLUST. NO. 1)			
NA23-67-346	1	(ILLUST. NO. 2)			
76-612	1	PLATE, HOLDER-BRUSH			
NA23-67-351	1	(EXC. COLD SPEC)			
NA26-67-351	1	(COLD SPEC)			
76-619	1	PARTS SET			
H043-76-619A	1				
76-661	1	GEAR, SHAFT			
NA23-67-354	1				
76-662	1	WASHER			
B094-76-662	1				
76-663	1	WASHER, TOOTHED			
B094-76-663	1				

AUNA06

CAT. AUNA06-03

1998-07

6820 FRONT HEADER TRIM & PILLAR TRIMS



a	b	c
68-AD2	68-865S	68-865U

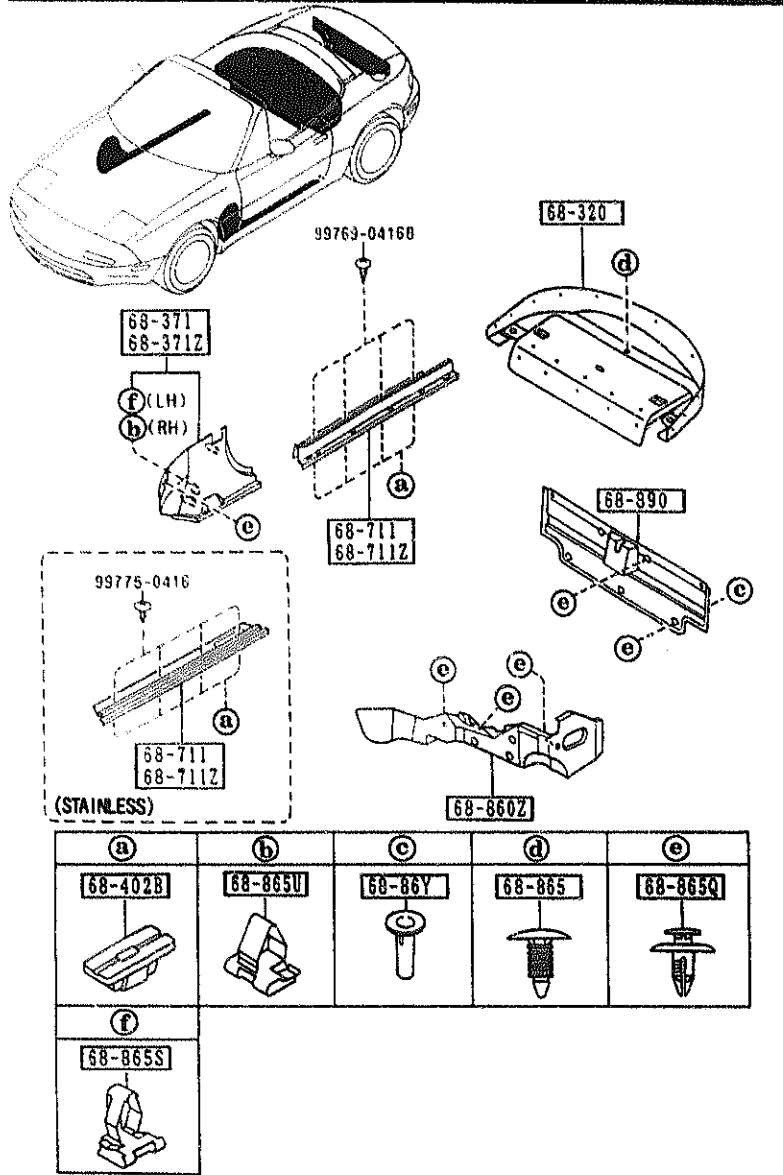
6820 -1 w FRONT HEADER TRIM & PILLAR TRIMS

PART NO	QTY	MODEL RESTRICTION	MODEL RESTRICTION	MODEL RESTRICTION	FORM
68-AD2					
B455-68-AD2	2				
68-061D					
NA01-68-090D	1				-7717
00	INT-	NA3 NA4 NA5 NA6 NA7 NAB BLACK			
*NA01-68-090E	1				7717-
w 00	INT-	NA3 NA4 NA5 NA6 NA7 NAB BLACK			
68-160					
NA01-68-160	1				
00	INT-	NA3 NA4 NA5 NA6 NA7 NAB BLACK			
68-160Z					
NA01-68-170	1				
00	INT-	NA3 NA4 NA5 NA6 NA7 NAB BLACK			
68-865S					
GJ12-68-865					
68-865U					
GJ21-68-865	2				

7717 NA35HV-738778

6840 TRIMS & SCUFF PLATES

6840 -1 TRIMS & SCUFF PLATES



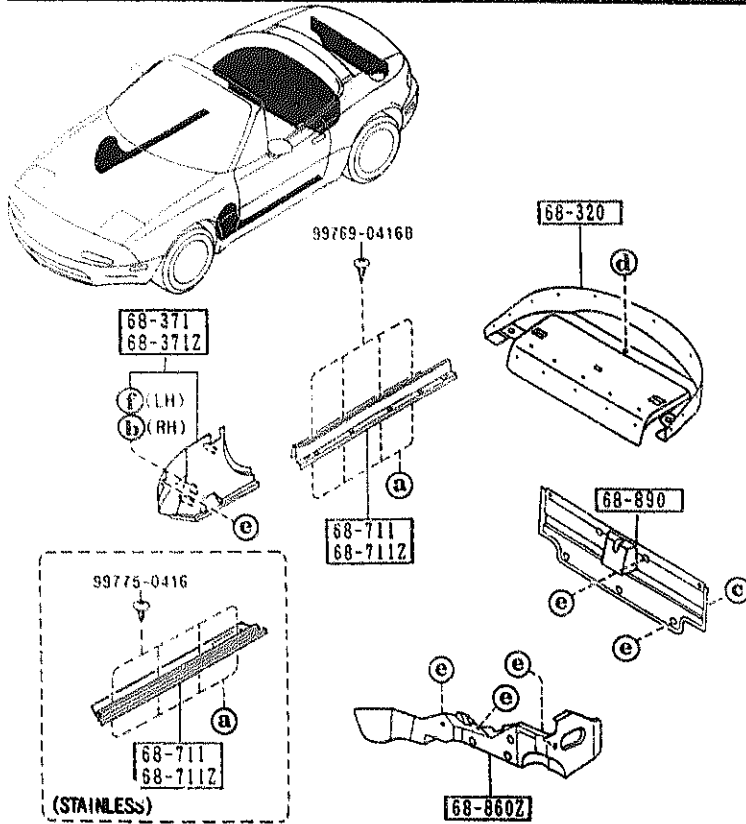
PART NO	QTY	MODEL RESTRICTION	MODEL RESTRICTION	MODEL RESTRICTION	FROM TO
68-320		TRAY, REAR PACKAGE			
NB38-68-3F1	1				-7901
02	INT-	NA3 NA7 BLACK			
88	INT-	NA4 NA5 TAN			
*NB38-68-3F1B	1				7901-
* 02	INT-	NA3 NA7 BLACK			
* 88	INT-	NA4 NA5 TAN			
68-371		TRIM(R), FRONT SIDE			
NA75-68-370	1				
00	INT-	NA3 NA7 NA8 BLACK			
88	INT-	NA4 NA5 TAN			
68-372		TRIM(L), FRONT SIDE			
NA01-68-390	1				
00	INT-	NA3 NA7 NA8 BLACK			
88	INT-	NA4 NA5 TAN			
68-402B		GROMMET, SCREW			
FA54-68-719B	8				
68-711		PLATE(R), FRONT SCUFF			
NA02-68-710A	1	(STAINLESS)			
NA01-68-711	1	(PLASTIC)			
00	INT-	NA3 NA4 NA5 NA6 NA7 NA8 BLACK			
68-712		PLATE(L), FRONT SCUFF			
NA02-68-720B	1	(STAINLESS)			
NA01-68-721	1	(PLASTIC)			
00	INT-	NA3 NA4 NA5 NA6 NA7 NA8 BLACK			
68-86Y		CAP, SEAL-TRUNK END T RIM			
KA01-68-86YA	3				
68-860Z		TRIM(L), TRUNK SIDE			
NO26-68-871A	1				
04	INT-	NA3 NA4 NA5 NA6 NA7			
7901 NA35*V-739040					

AUNA06

CAT. AUNA06-03

1998-07

6840 TRIMS & SCUFF PLATES



(a)	(b)	(c)	(d)	(e)
68-402B	68-865U	68-86Y	68-865	68-865Q
(f)				
68-865S				

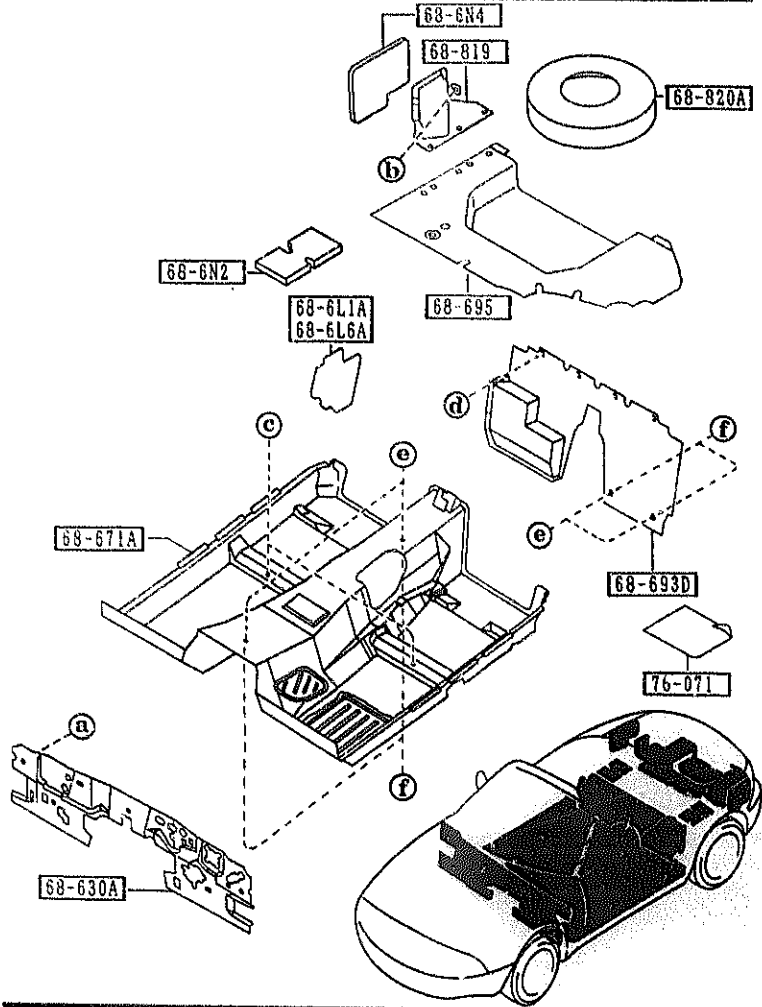
6840 -2 * TRIMS & SCUFF PLATES

PART NO	QTY	MODEL/RESTRICTION	MODEL/RESTRICTION	MODEL/RESTRICTION	FROM TO
CONT'D					
		NAB BLACK			
68-865		FASTENER			
G032-68-865A	18				
00	INT-	NA3 BLACK			
67	INT-	NA5 TAN			
68-865Q		FASTENER			
GJ21-68-865B	12				
00	INT-	NA3 NA4 NA5 NA6 NA7 NAB BLACK			
88	INT-	NA4 NA5 TAN			
68-865S		CLIP, TRIM			
GJ12-68-865	1				
68-865U		CLIP, TRIM			
GJ21-68-865	1				
68-890		TRIM, TRUNK END			
NA01-68-891A	1				
04	INT-	NA3 NA4 NA5 NA6 NA7 NAB BLACK			

6860 -2 * FLOOR MATS & PADS

6860 FLOOR MATS & PADS

(a)	(b)	(c)	(d)	(e)	(f)
68-615B	68-615B	69-885C	68-865	68-865D	68-866C
(NO.1)	(NO.2)				



PART NO.	QTY	MODEL/RESTRICTION	MODEL/RESTRICTION	MODEL/RESTRICTION	FIG. NO.
CONT'D					
NA01-68-8P9A	1				
-----+-----					
68-865		FASTENER			
G032-68-865A	4				
00	INT-	NA3 BLACK			
67	INT-	NA5 TAN			
-----+-----					
68-865D		FASTENER			
S083-68-865A	4				
00	INT-	NA3 NA7 NAB BLACK			
88	INT-	NA4 NA5 TAN			
-----+-----					
68-866C		FASTENER, SEAL			
B235-68-865A	4				
-----+-----					
69-885C		FASTENER			
UB54-68-885	2				
00	INT-	NA3 NA4 NA5 NA6 NA7 NAB BLACK			
-----+-----					
76-071		SILENCER, FLOOR			
0208-76-071	1	30CMX30CM			

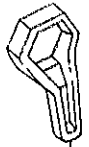
AUNA06

CAT. AUNA06-03

1998-07

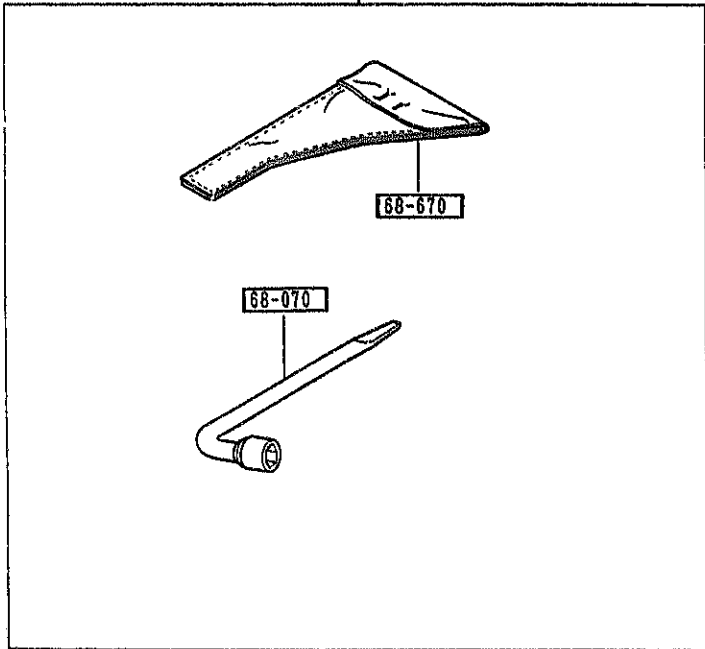
6870 SERVICE TOOLS

6870 -1 * SERVICE TOOLS



68-071

68-660A



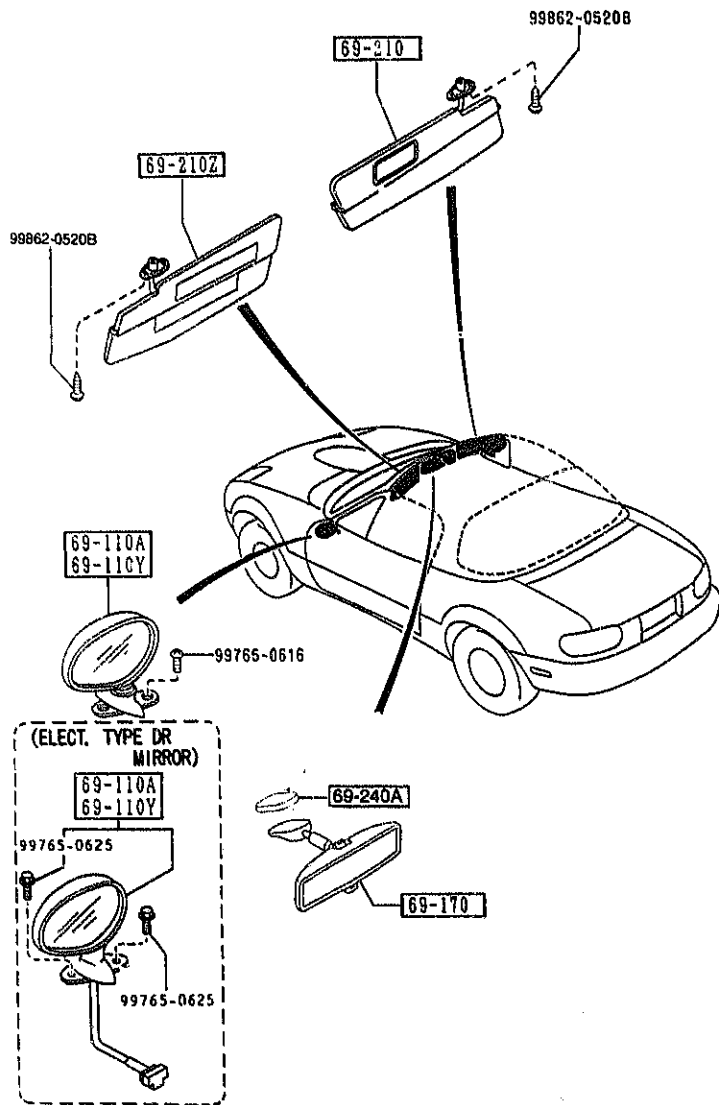
68-670

68-070

PART NO.	QTY	MODEL/RESTRICTION	MODEL/RESTRICTION	MODEL/RESTRICTION	FROM-TO
68-070		WRENCH, HUB NUT			
NA01-68-070	1				
68-071		WRENCH, WHEEL CAP			
F057-68-071	1	(HALF CAP)			
68-660A		TOOL SET			
NA01-69-650	1				-6901
AN(NA01-69-650A)					
NA01-69-650A	1				6901-
68-670		BAG, TOOL			
NA01-69-670	1				-6901
AN(NA01-69-670A)					
NA01-69-670A	1				6901-

6901 NA35*V-720297

6900 SUN VISORS, ASSIST HANDLES & MIRRORS



AUNA06

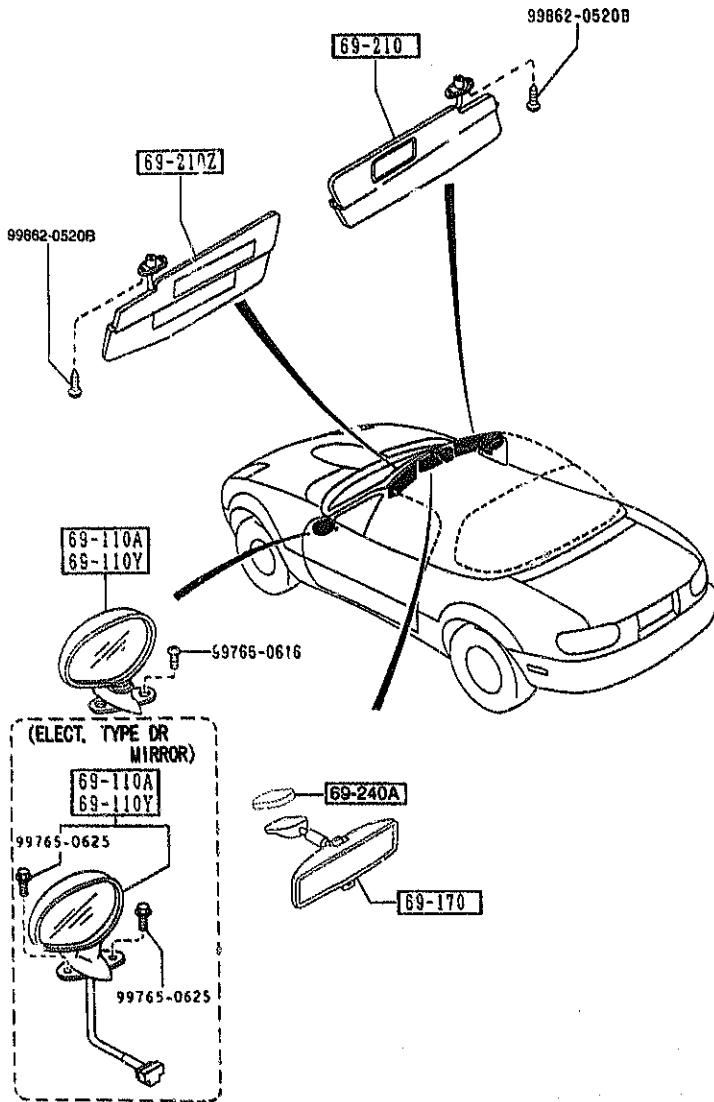
6900 -1 SUN VISORS, ASSIST HANDLES & MIRRORS

PART NO.	QTY	MODEL/RESTRICTION	MODEL/RESTRICTION	MODEL/RESTRICTION	FROM TO
↑ 69-110A ↓		MIRROR(R), DOOR			
NA05-69-120C	1	BASE, R-PKG, (MANUAL TYPE DR MIRROR)			
A5	EXT-	A5 SATELLITE BLUE MC			
HU	EXT-	HU NEO GREEN			
M8	EXT-	M8 MONTEGO BLUE M			
PT	EXT-	PT CHAST WHITE			
PZ	EXT-	PZ BRILLIANT BLACK			
SU	EXT-	SU CLASSIC RED			
23	EXT-	13C MARINA GREEN MC			
57	EXT-	12K TWILIGHT BLUE			
NA52-69-120C	1	F-SV, L-PKG, P.E.GR, T-PKG, (ELECT. TYPE DR MIRROR)			
A5	EXT-	A5 SATELLITE BLUE MC			
HU	EXT-	HU NEO GREEN			
M8	EXT-	M8 MONTEGO BLUE M			
PT	EXT-	PT CHAST WHITE			
PZ	EXT-	PZ BRILLIANT BLACK			
SU	EXT-	SU CLASSIC RED			
23	EXT-	13C MARINA GREEN MC			
57	EXT-	12K TWILIGHT BLUE			
↑ 69-110Y ↓		MIRROR(L), DOOR			
NA05-69-180C	1	BASE, R-PKG, (MANUAL TYPE DR MIRROR)			
A5	EXT-	A5 SATELLITE BLUE MC			
HU	EXT-	HU NEO GREEN			
M8	EXT-	M8 MONTEGO BLUE M			
PT	EXT-	PT CHAST WHITE			
PZ	EXT-	PZ BRILLIANT BLACK			
SU	EXT-	SU CLASSIC RED			
23	EXT-	13C MARINA GREEN MC			
57	EXT-	12K TWILIGHT BLUE			
NA52-69-180C	1	F-SV, L-PKG, P.E.GR, T-PKG,			

CAT. AUNA06-03

1998-07

6900 SUN VISORS, ASSIST HANDLES & MIRRORS



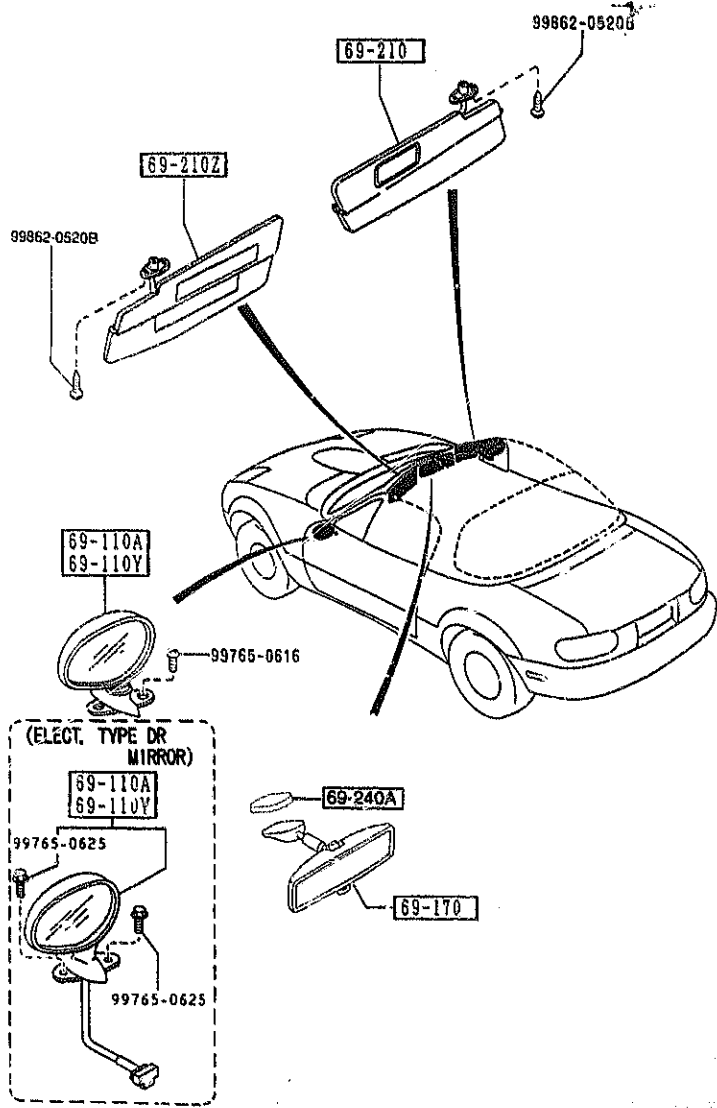
6900 -2 SUN VISORS, ASSIST HANDLES & MIRRORS

PART NO.	QTY	MODEL/RESTRICTION	MODEL/RESTRICTION	MODEL/RESTRICTION	FROM TO
CONT'D		(ELECT. TYPE DR MIRROR)			
A5	EXT-	A5 SATELLITE BLUE MC			
HU	EXT-	HU NEO GREEN			
NB	EXT-	NB MONTEGO BLUE M			
PT	EXT-	PT CHAST WHITE			
PZ	EXT-	PZ BRILLIANT BLACK			
SU	EXT-	SU CLASSIC RED			
23	EXT-	13C MARINA GREEN MC			
57	EXT-	12K TWILIGHT BLUE			
		69-170	MIRROR, INTERIOR		
HG82-69-220A	1				
		69-210	SUN VISOR(R)		
NB12-69-270A	1				-7301
02	INT-	NA3 NA4 NA5 NA7 NA8 BLACK			
NB39-69-270B	1				7301-7701
02	INT-	NA3 NA4 NA5 NA7 NA8 BLACK			
*NB39-69-270C	1				7701-7A01
* 02	INT-	NA3 NA4 NA5 NA7 NA8 BLACK			
*NB39-69-270D	1				7A01-
* 02	INT-	NA3 NA4 NA5 NA7 NA8 BLACK			
		69-210Z	SUN VISOR(L)		
NB11-69-320B	1				-7301
02	INT-	NA3 NA4 NA5 NA7 NA8 BLACK			
NB39-69-320B	1				7301-7A01
02	INT-	NA3 NA4 NA5 NA7 NA8 BLACK			
*NB39-69-320C	1				7A01-
* 02	INT-	NA3 NA4 NA5 NA7 NA8 BLACK			
		69-240A	BASE, INTERIOR MIRROR		
7301	NA35*V-	732210			
7701	NA35*V-	738443			
7A01	NA35*V-	739048			

AUNA06

CAT. AUNA06-03

1998-07



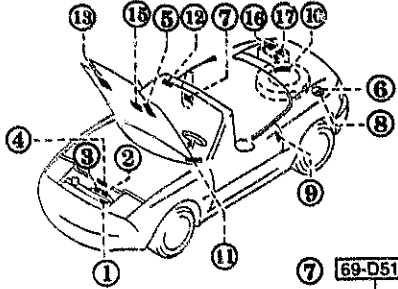
PART NO.	QTY	MODEL / RESTRICTION	MODEL / RESTRICTION	MODEL / RESTRICTION	FROM TO
CONT'D BC1C-69-240	1				

AUNAC6

CAT. AUNA06-03

1998-07

6930 CAUTION PLATES & LABELS



- ① (NO.1) 15-031
- ② (NO.2) 15-031
- ③ 15-201A
- ④ 51-408A
- ⑤ 61-829
- ⑥ 69-C61

- ⑦ 69-D51
- ⑧ 69-D61
- ⑨ 69-014
- ⑩ 69-014A
- ⑪ 69-021A
- ⑫ 69-037

51-791B (PUT IN THE GLOVE BOX)

BILSTEIN

66-201B (PUT IN THE REAR CONSOLE BOX)

69-A13

- ⑬ 69-041
- ⑭ 69-044A
- (NO.1) 69-064
- (NO.2) 69-064

(PUT IN THE GLOVE BOX)

57-K93

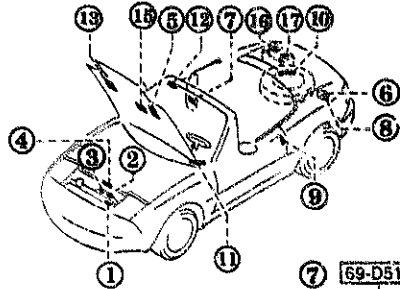
WARNING

AVERTISSEMENT

6930 -1 CAUTION PLATES & LABELS

PART NO.	QTY	MODEL/RESTRICTION	MODEL/RESTRICTION	MODEL/RESTRICTION	FROM-TO
15-031		LABEL, CAUTION			
B660-15-031	1	ENGLISH (ILLUST. NO.1)			
E508-15-031	1	FRENCH (ILLUST. NO.2)			
15-201A		LABEL, CAUTION-RADIATOR			
B791-15-201	1	OR			
51-408A		LABEL, CAUTION-RETRACTABLE			
NA04-51-502	1	TABLE			
51-791B		LABEL, BILSTEIN			
N021-51-790	1				
57-K93		LABEL 'C', CAUTION-A/B			
M801R-57-K93A	1	(W/AIR BAG-DRIV. & PAS. S. SIDE)			7301-
61-829		LABEL, CAUTION			
FD16-61-439B	1	(A)			
66-201B		LABEL, ANT; THEFT-AUDIO			
NA01-66-201	1	IO			
69-A13		RIVET, BLIND, VIN PLATE			
GJ21-69-A13	2	E			
69-C61		LABEL, UNLEADED FUEL			
UB40-69-C61	1				
69-D51		LABEL, VEHICLE INFORMATION			
B001-69-D51	1	VIN NO. IS REQUIRED			
69-D61		LABEL, FUEL WARNING			
KA10-69-D61A	1				
69-014		LABEL, TIRE			
NA01-69-014A	1				
7301 NA35*V-732210					

6930 CAUTION PLATES & LABELS



51-791B (PUT IN THE GLOVE BOX)
BILLETEN

69-2018 (PUT IN THE REAR CONSOLE BOX)
69-A13

(NO.1)
1 15-031

(NO.2)
2 15-031

3 15-201A

4 51-408A

5 61-829

6 69-C61
INLET FUEL OUT

7 69-D61

8 69-D61
AVERTISSEMENT
DEVISER LA CONCHON
AVERTISSEMENT

9 69-014

10 69-014A

11 69-021A
AIR BAG

12 69-037

(PUT IN THE GLOVE BOX)
57-K93
WARNING
AVERTISSEMENT

13 69-041

14 69-044A

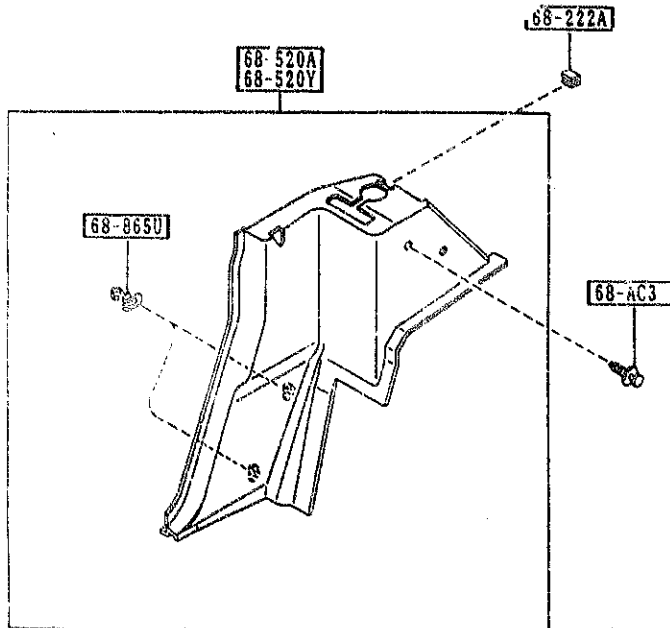
(NO.1)
15 69-064

(NO.2)
17 69-064

6930 - 2 * CAUTION PLATES & LABELS

PART NO.	QTY	MODEL/RESTRICTION	MODEL/RESTRICTION	MODEL/RESTRICTION	ILLUM. ID
69-014A	1	LABEL, TEMPORARY TIRE			
BF68-69-073	1	ENGLISH			
BF69-69-073B	1	FRENCH			
69-021A	1	PLATE, CAUTION			
NA01-69-066A	1				
69-037	1	LABEL, FUEL ECONOMY			
NB85-69-042	1	(W/ FUEL CONSUMPTION LABEL)			
69-041	1	LABEL, EMISSION			
NB84-69-036	1				
69-044A	1	LABEL, VAC. DIAPHR. GH			
NB38-69-044	1	(W/ VACUUM DIAPHR. LABEL)			
69-064	1	LABEL, BATTERY			
FA03-69-C72A	1	(ILLUST. NO. 1)			
FA01-69-064A	1	(ILLUST. NO. 2)			

7250 QUARTER WINDOW & TRIMS



7250 -1 * QUARTER WINDOW & TRIMS

PART NO	QTY	MODEL/RESTRICTION	MODEL/RESTRICTION	MODEL/RESTRICTION	FIGURE
68-AC3		FASTENER			
B499-68-AC3	2				
00	INT-	NA3 NA7 NA8 BLACK			
69	INT-	NA4 NA5 TAN			
68-222A		COVER,HOLE			
NA01-68-222A	2				
00	INT-	NA3 NA7 NA8 BLACK			
88	INT-	NA4 NA5 TAN			
68-520A		TRIM(R),QUARTER			
NA75-68-520	1	(W/O DETACHABLE HARD TOP)			
00	INT-	NA3 NA7 NA8 BLACK			
88	INT-	NA4 NA5 TAN			
NA76-68-520	1	(W/DETACHABLE HARD TOP)			
00	INT-	NA3 NA7 NA8 BLACK			
88	INT-	NA4 NA5 TAN			
68-520Y		TRIM(L),QUARTER			
NA75-68-550	1	(W/O DETACHABLE HARD TOP)			
00	INT-	NA3 NA7 NA8 BLACK			
88	INT-	NA4 NA5 TAN			
NA76-68-550	1	(W/DETACHABLE HARD TOP)			
00	INT-	NA3 NA7 NA8 BLACK			
88	INT-	NA4 NA5 TAN			
68-865U		CLIP,TRIM			
GJ21-68-865	4				